





**ALCAS®**

# AKS 129

ALCAS KALDIR/SÜR SLIDING 129



**ALCAS®** AKS 129 sürme sistemi, lüks ve kaliteli konut, otel sektöründeki talepler doğrultusunda tasarlanan su, ısı ve ses yalıtımını maksimum düzeye çıkartan ekonomik ve estetik bir kaldır-sür sistemidir.

AKS 129, kanat etrafında özel EPDM fitil tasarlanarak mevcut sürmelerde kıl fitil ile oluşan yalıtım sorunlarını ortadan kaldırarak su, ısı ve ses yalıtımını üst düzeye çıkartmıştır.

AKS 129; 150 ve 200 kg yük taşıma kapasitesine sahip aksesuarları sayesinde ekonomikliği ön planda tutmuştur. Sistem 1.5 ile 2 mm et kalınlığında olup, yüksek Jx ve Jy değerleri ile büyük ağırlıkları sorunsuz geçerek mekanlarda ferah alanlar oluşturarak rahat bir yaşam imkanı sunmaktadır.

**ALCAS®** AKS 129 sliding system, that is designed in the direction of the requests in the deluxe and quality residential buildings and hotels sector, is an economic and aesthetic lift and slide system which causes waterproofing, heat and sound insulation to be at the maximum level.

AKS 129, increases waterproofing, heat and sound insulation to the up level by eliminating the insulation problems made with the hair wick in the present sliding by having EPDM wick designed around the wing.

AKS 129, thanks to its accessories having the capacity to carry loads of 150 and 200 kg give particular importance to economy. The system is at the thickness of 1.5 and 7 mm, passes through the big spacing with the high Jx and Jy values without any problem, makes up spacious indoor areas and offers comfortable living possibility.

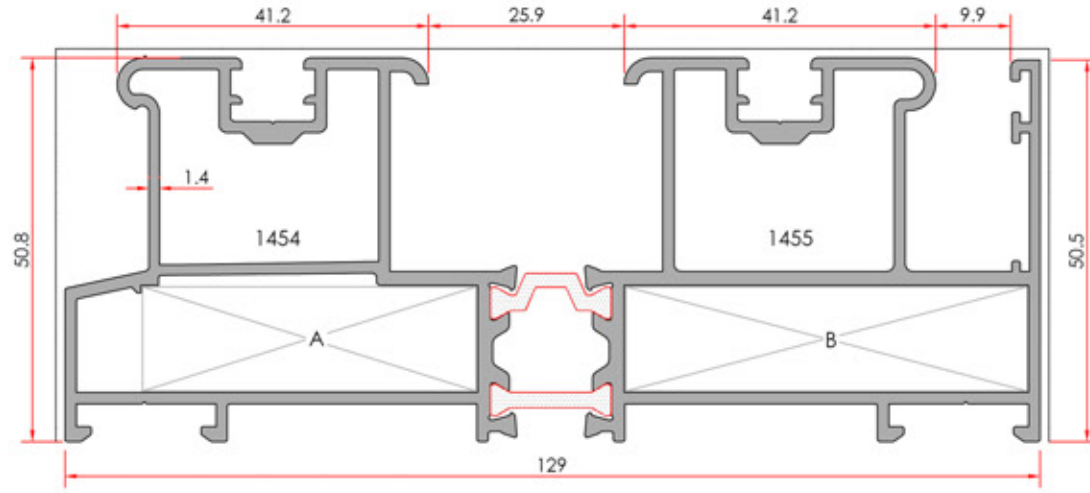
#### Descriptions / Tanımlamalar

<b>A</b> Brand <b>ALCAS®</b>	Marka <b>ALCAS®</b>	<b>Profile type description</b> Profil tip tanımlamaları
<b>KS</b> System Type Window	Sistem Tipi Pencere	<b>F</b> Frame Kasa
<b>129</b> Series Length	Seri Geniliği	<b>M</b> Meeting Rail Orta Kayıt
<b>F</b> Profile Type	Profil Tipi	<b>V</b> Vent Kanat
<b>01</b> Group Location	Gruptaki Yeri	<b>A</b> Adapter Adaptör
		<b>G</b> Glazing Bead Cam Çıtası

#### Symbols / Semboller

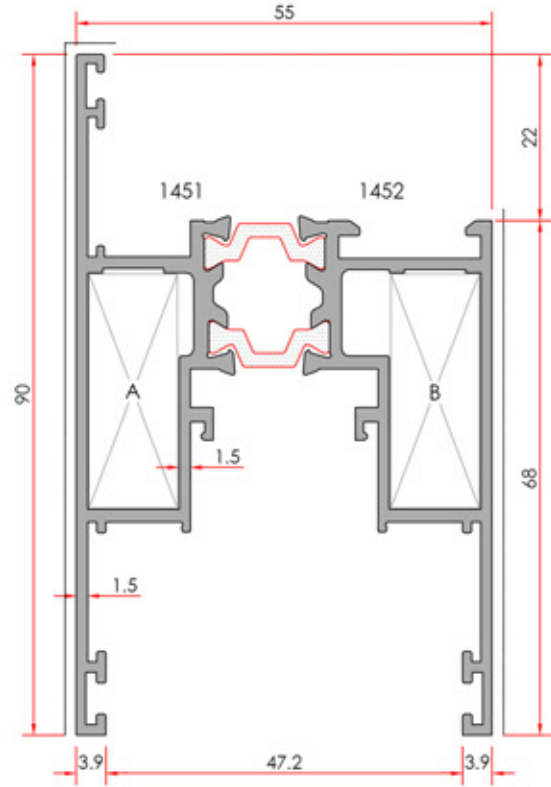
	Corner block assembly with 45° cutting process 45° kesim işlemi köşe takozu ile birleştirme
	Milling process of merging with the vertical connection Kertme işlemi dik bağlantı ile birleştirme
	Cross-sectional aspect of strength Mükavemet kesit yönü





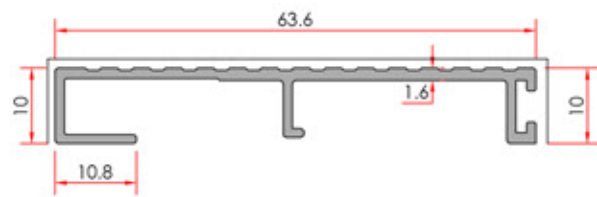
**Two Frame Profile**  
İkili Kasa Profili

System Code	Profile No	Weight kg/m
AKS129 F 1501	1454-1455	2.992
Jxx cm <sup>2</sup>	Jyy cm <sup>2</sup>	27.3
A	AKB-1328-44	
B	AKB-1328-53	



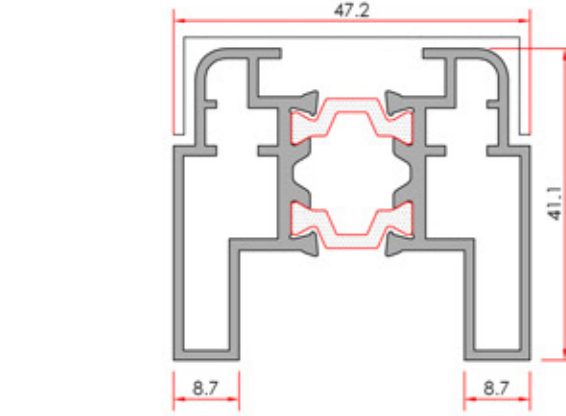
**Vent Profile**  
Kanat Profili

System Code	Profile No	Weight kg/m
AKS129 V 1501	1451-1452	1.807
Jxx cm <sup>2</sup>	Jyy cm <sup>2</sup>	30.0
A	AKB-1329-11	
B	AKB-1329-11	



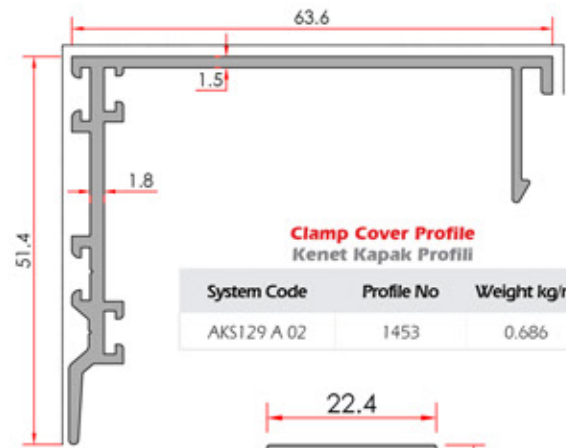
**Rail Cover**  
Ray Kapak

System Code	Profile No	Weight kg/m
AKS129 A 04	1440	0.393



**Adapter Profile**  
Adaptör Profili

System Code	Profile No	Weight kg/m
AKS129 A 01	1450-1450	1.180



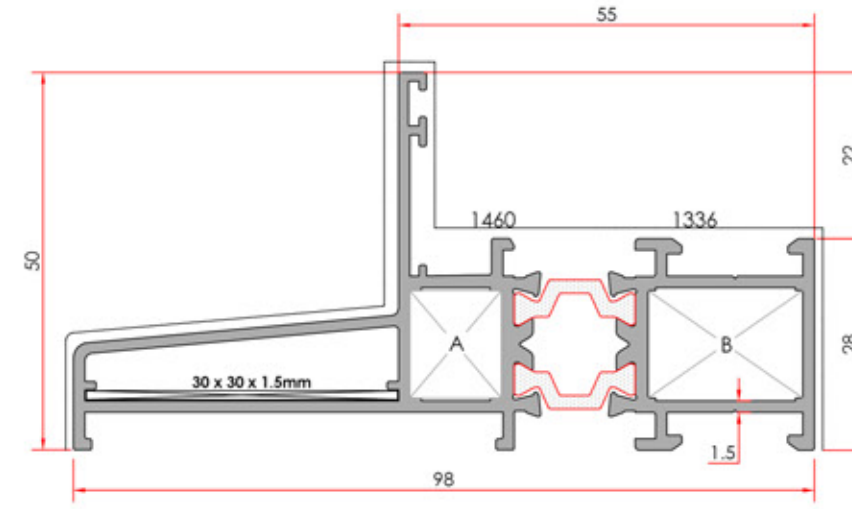
**Clamp Cover Profile**  
Kenet Kapak Profili

System Code	Profile No	Weight kg/m
AKS129 A 02	1453	0.686



**Assembly Lama**  
Montaj Laması

System Code	Profile No	Weight kg/m
AKS129 A 03	1456	0.268



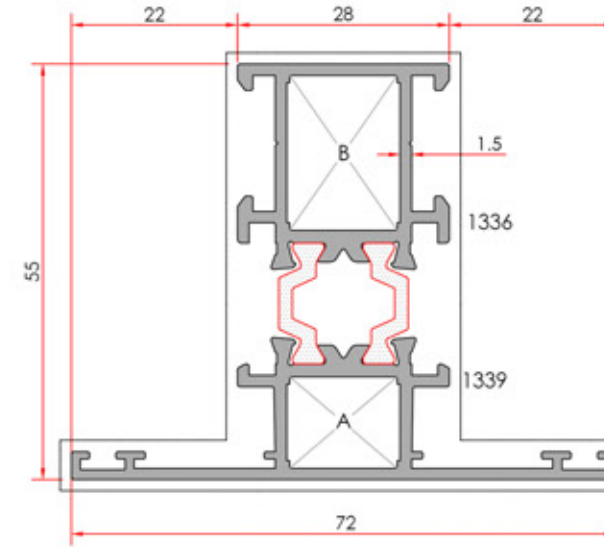
**Sill Frame**  
Pervazlı Kasa

System Code	Profile No	Weight kg/m
AW55 TF 1505	1460-1336	1.645
42.7	Jyy	6.1
A	AKB-1328-11.5	
B	AKB-1328-20	



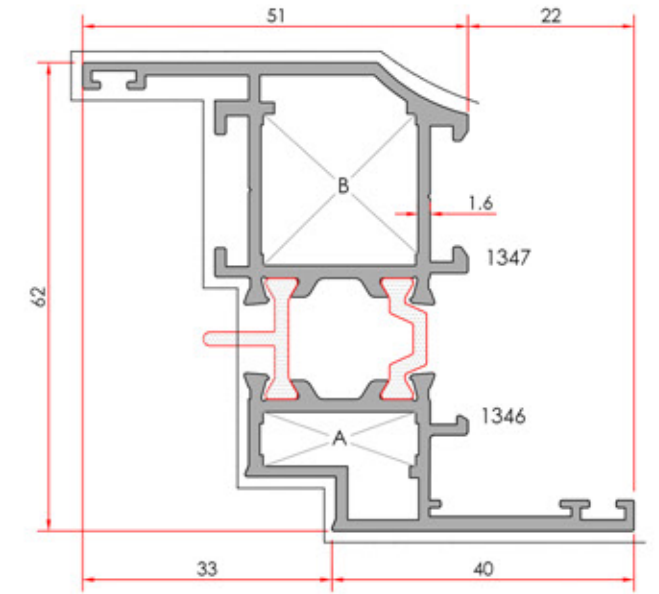
**Adapter Profile**  
Adaptör Profili

System Code	Profile No	Weight kg/m
AKS129 A 08	1459	0.252



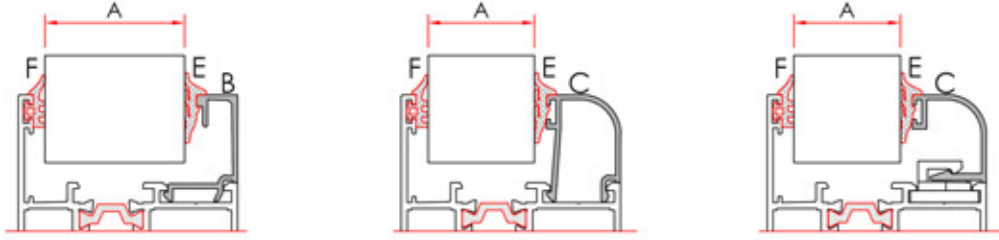
**Narrow Meeting Rail**  
Dar Orta Kayıt

System Code	Profile No	Weight kg/m
AW55 TM 1502	1339-1336	1.364
Jxx cm <sup>2</sup>	Jyy cm <sup>2</sup>	8.7
A	AKB-1328-11.5	
B	AKB-1328-20	
A	AOB-1323-13.8	
B	AOB-1324-13.8	

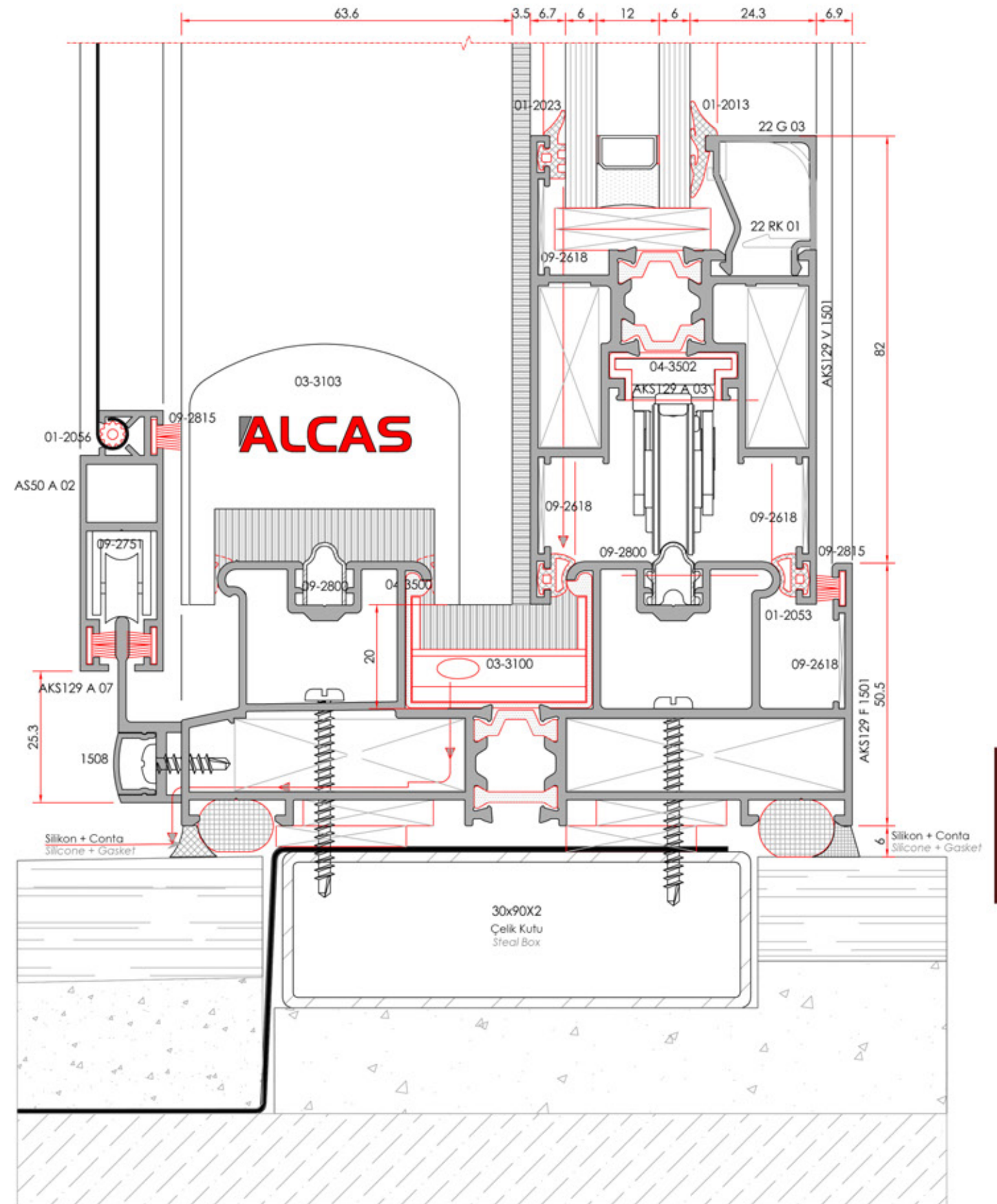
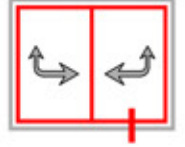


**Window Sash**  
Pencere Kanat

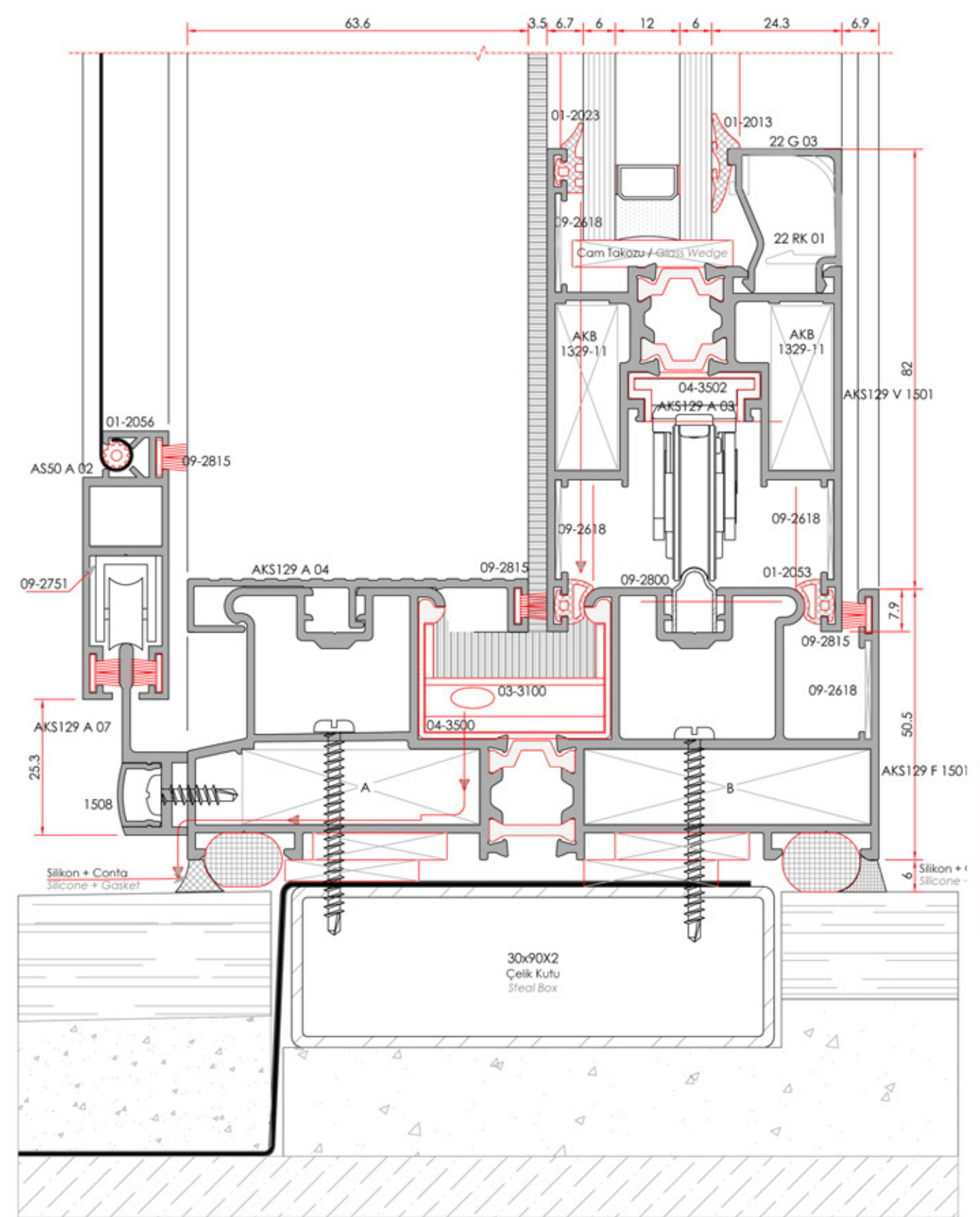
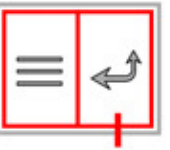
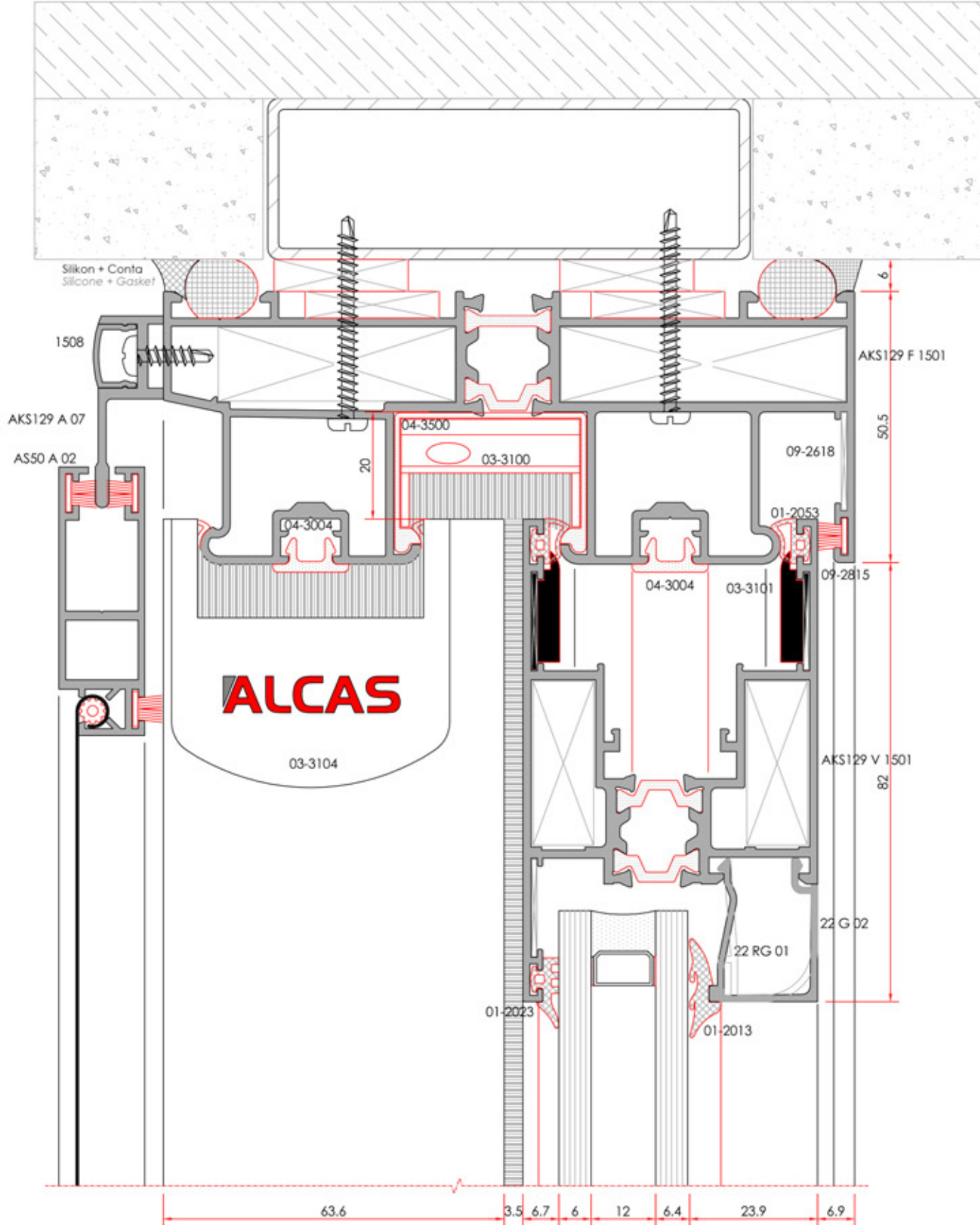
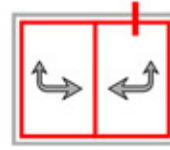
System Code	Profile No	Weight kg/m
AW55 TV 1504	1346-1347	1.501
Jxx cm <sup>2</sup>	Jyy cm <sup>2</sup>	7.4
A	AKB-1730-6.5	
B	AKB-1730-20	

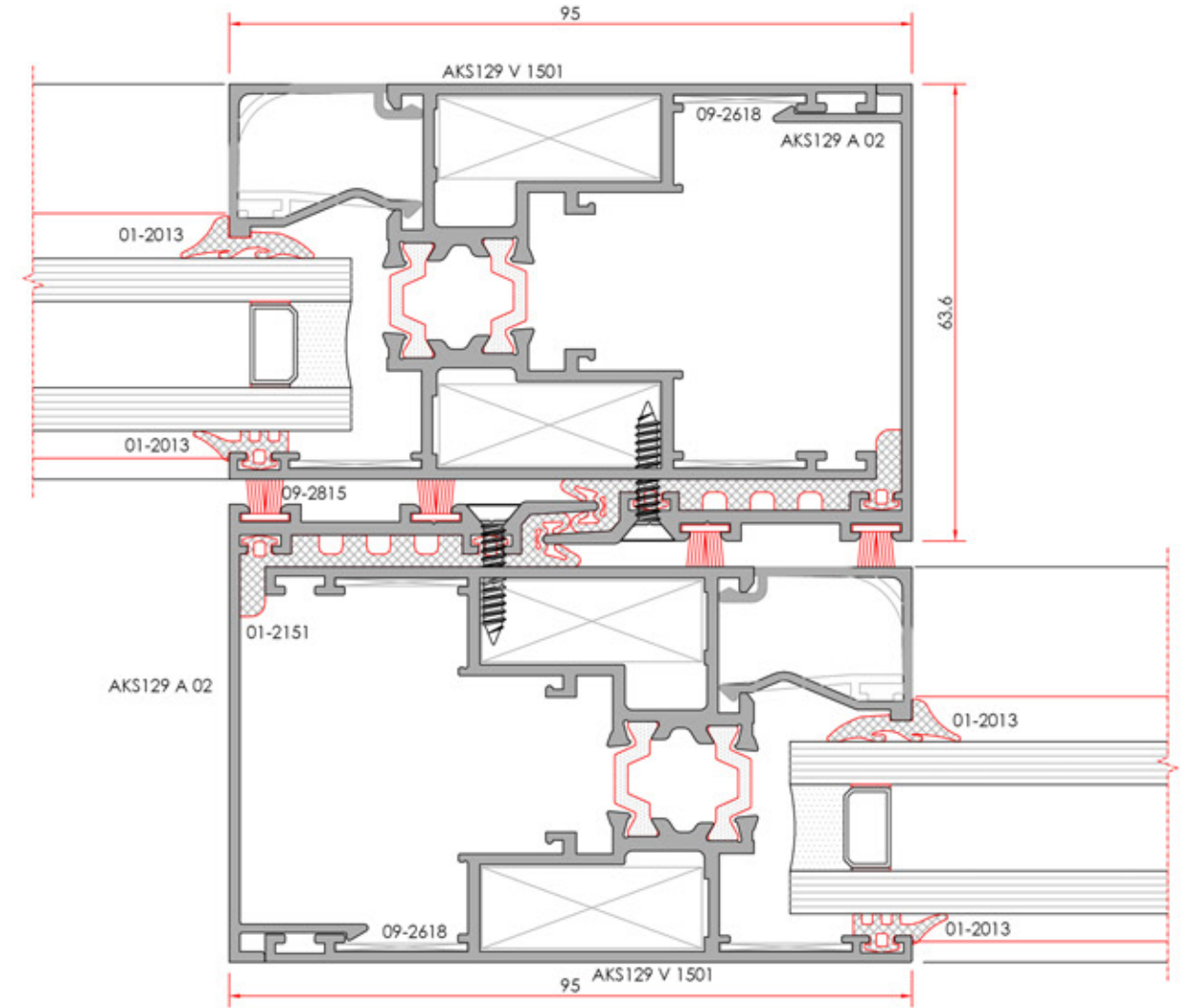
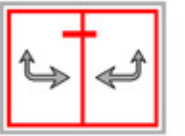
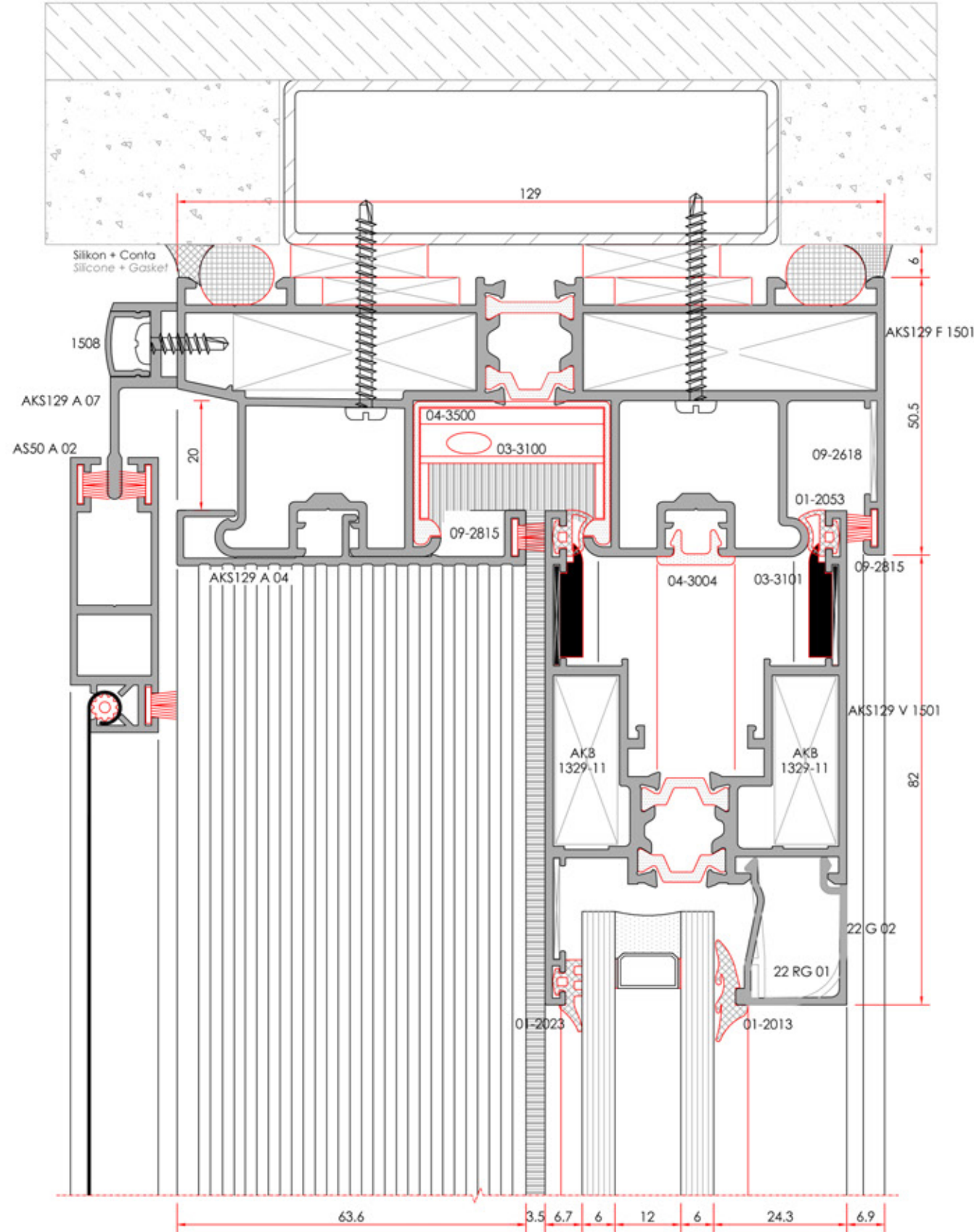
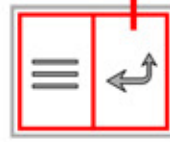


A	B	C	D	E				F
				01-2013	01-2005	01-2023	01-2027	
				3-3.5 mm	4-5 mm	3 mm	5.5 mm	
35 mm	22 G 10			●				
34 mm	22 G 10				●			
33 mm	22 G 10				●			
32 mm	22 G 10			●				●
31 mm	22 G 10				●			●
30 mm	22 G 07			●				
29 mm	22 G 01			●				
28 mm	22 G 09			●				
27 mm	22 G 09				●			
27 mm	....	22 RG 01	22 RK 01	●				
26 mm	22 G 09			●				
26 mm	....	22 RG 01	22 RK 01	●				
25 mm	22 G 02			●				
25 mm	....	22 RG 01	22 RK 01	●				
24 mm	22 G 03			●				
24 mm	....	22 RG 02	22 RK 02	●				
23 mm	22 G 03				●			
23 mm	....	22 RG 02	22 RK 02	●				
22 mm	22 G 11			●				
22 mm	....	22 RG 02	22 RK 02	●				
21 mm	22 G 11				●			
21 mm	....	22 RG 02	22 RK 02	●				●
20 mm	22 G 04			●				
20 mm	....	22 RG 02	22 RK 02	●				●
19 mm	22 G 08			●				
19 mm	....	22 RG 03	22 RK 03	●				
18 mm	22 G 08				●			
18 mm	....	22 RG 03	22 RK 03	●				
17 mm	22 G 08				●			
17 mm	....	22 RG 03	22 RK 03	●				
16 mm	22 G 08			●				●
16 mm	....	22 RG 03	22 RK 03	●				●
15 mm	22 G 05			●				
15 mm	....	22 RG 03	22 RK 03	●				●
14 mm	22 G 05			●				
13 mm	22 G 05			●				
12 mm	22 G 05			●				●
11 mm	22 G 06			●				
10 mm	22 G 06			●				
9 mm	22 G 06			●				
8 mm	22 G 06			●				●

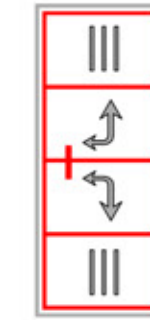
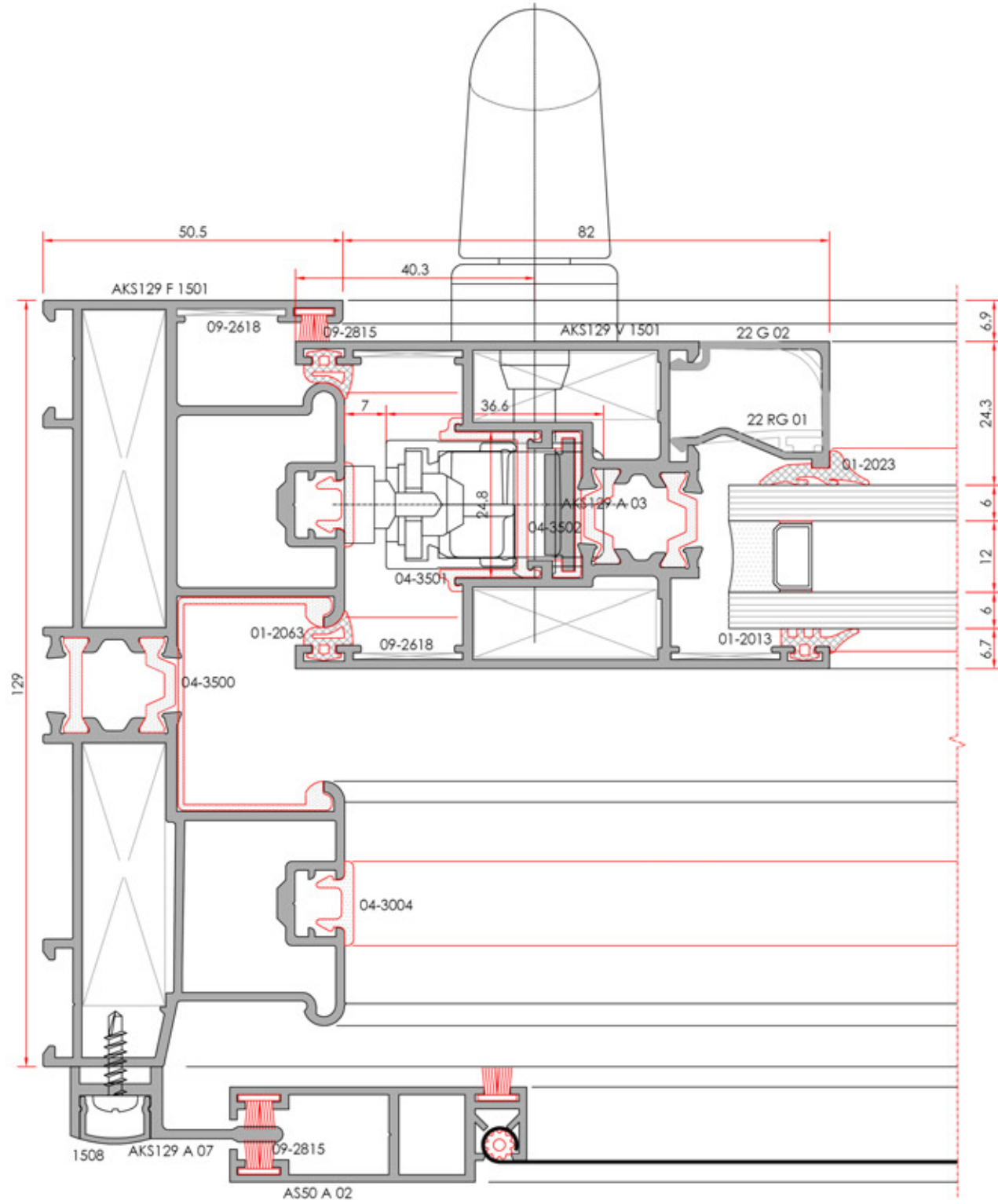
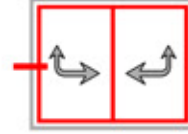
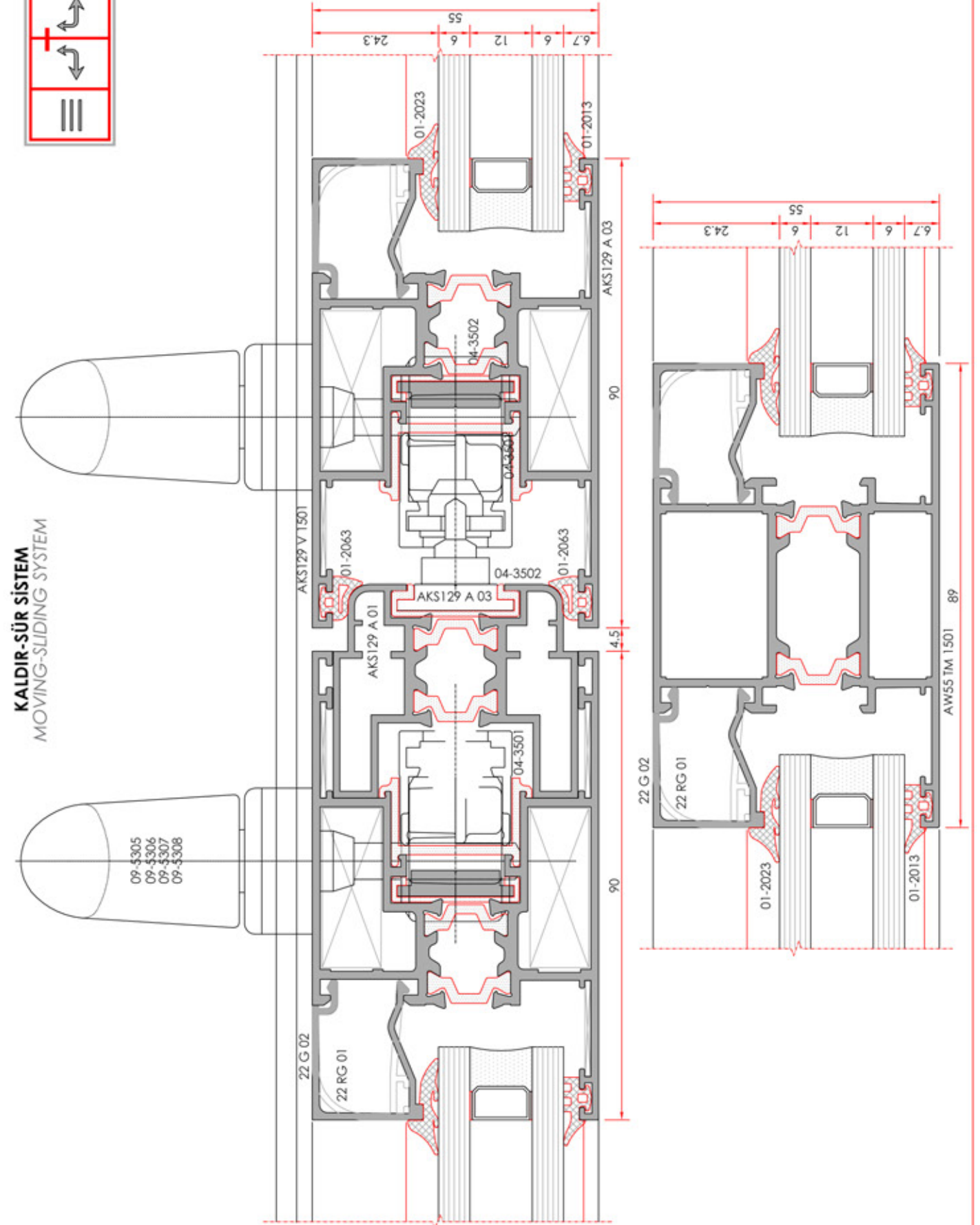




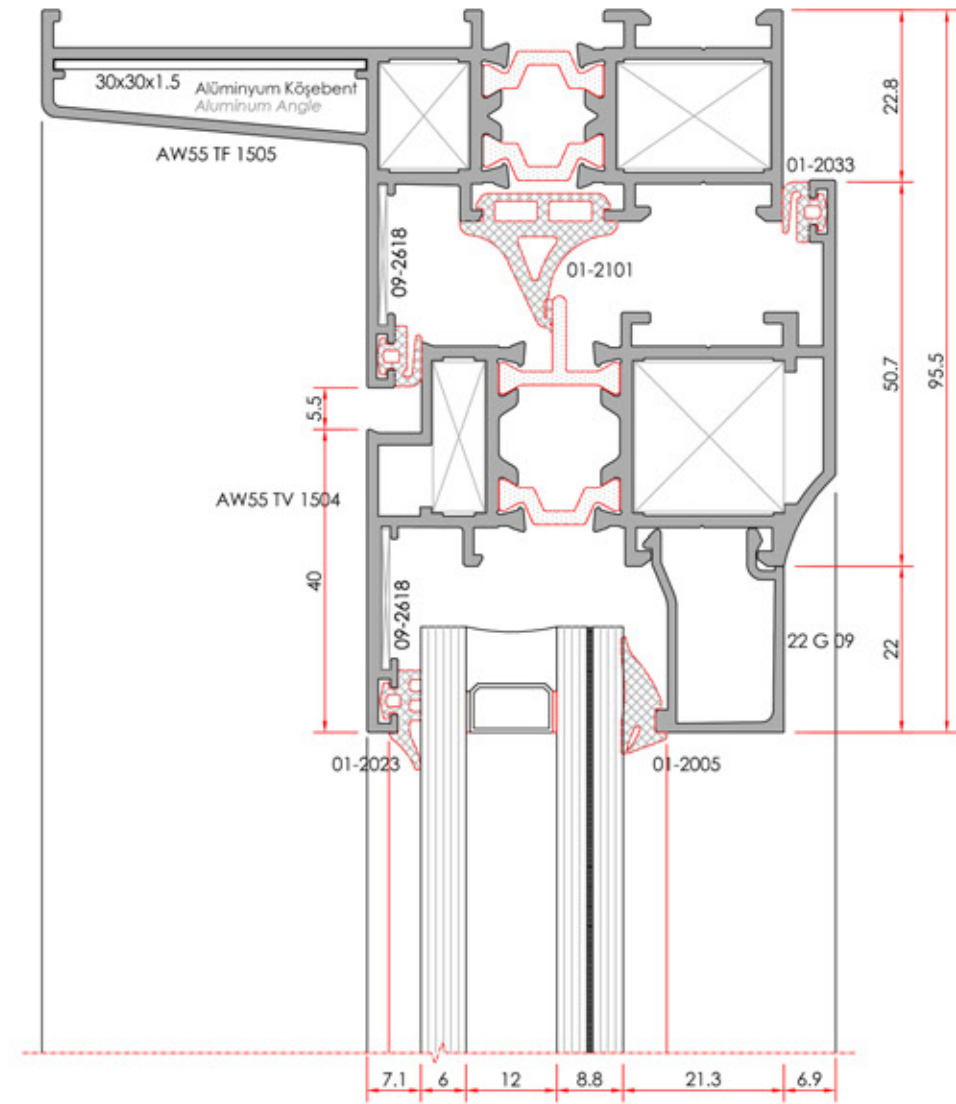
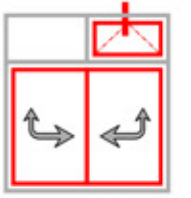
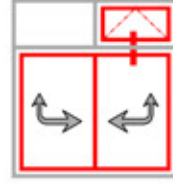
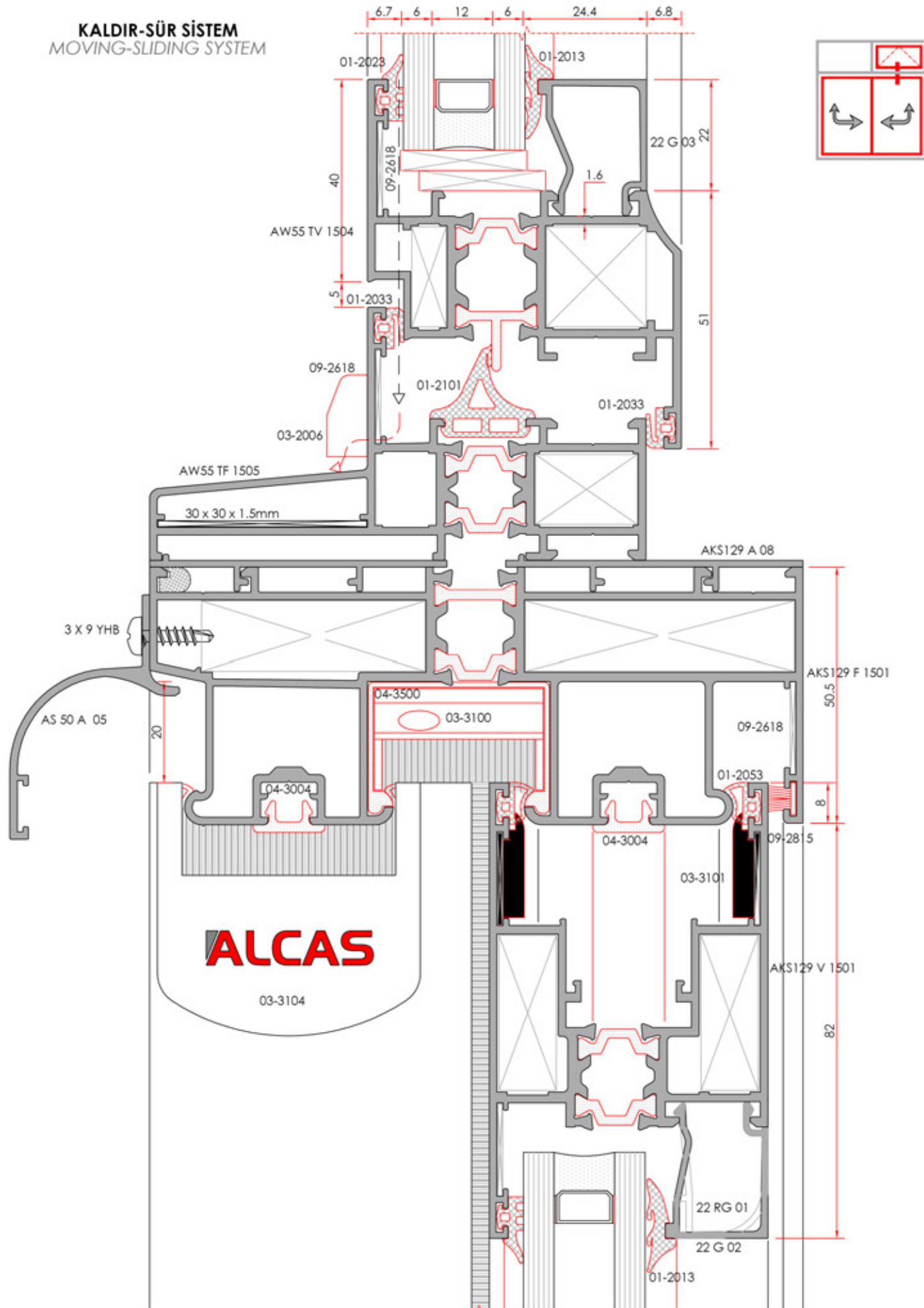






**KALDIR-SÜR SİSTEM**  
MOVING-SLIDING SYSTEM**KALDIR-SÜR SİSTEM**  
MOVING-SLIDING SYSTEM

**KALDIR-SÜR SİSTEM**  
MOVING-SLIDING SYSTEM

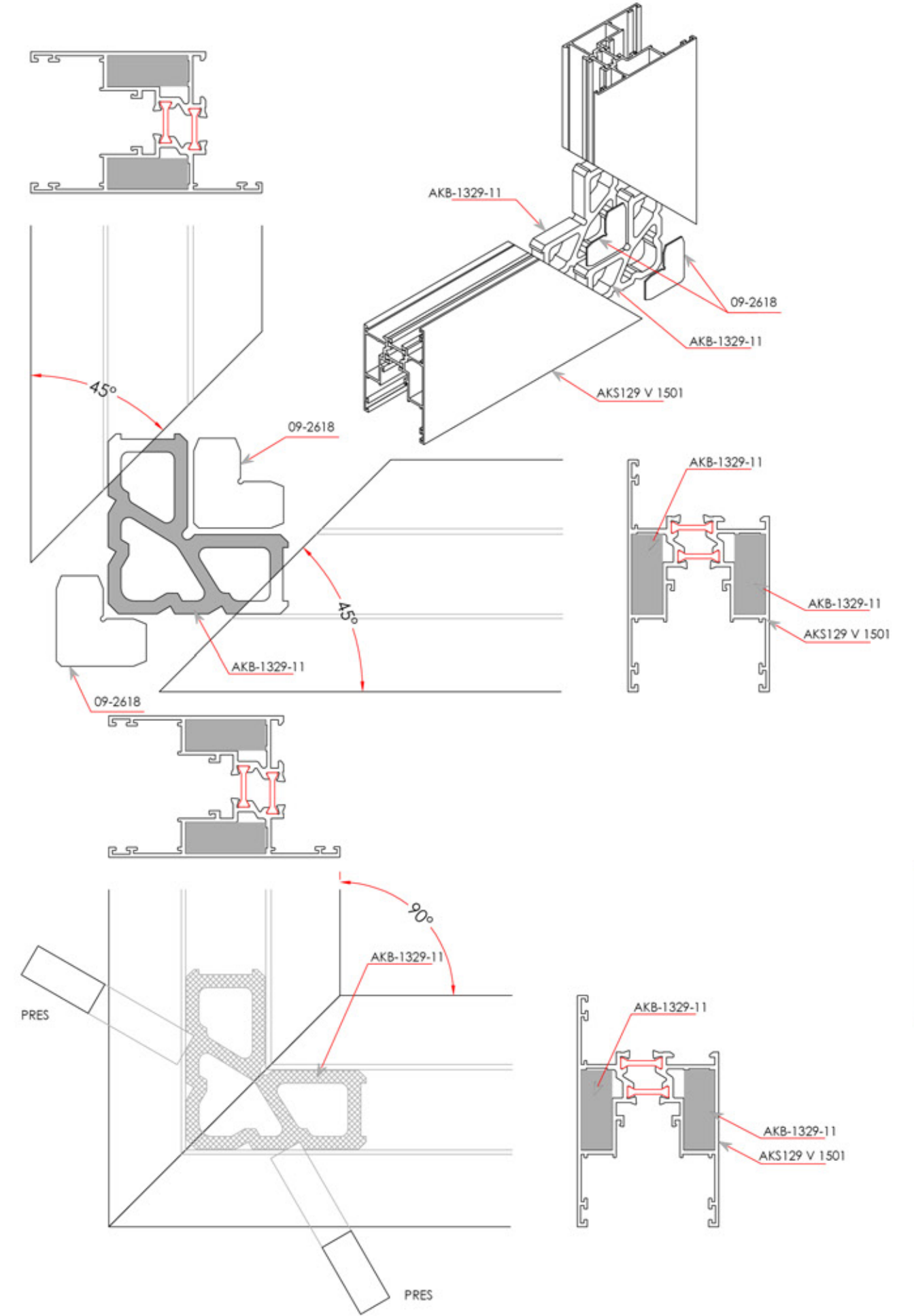
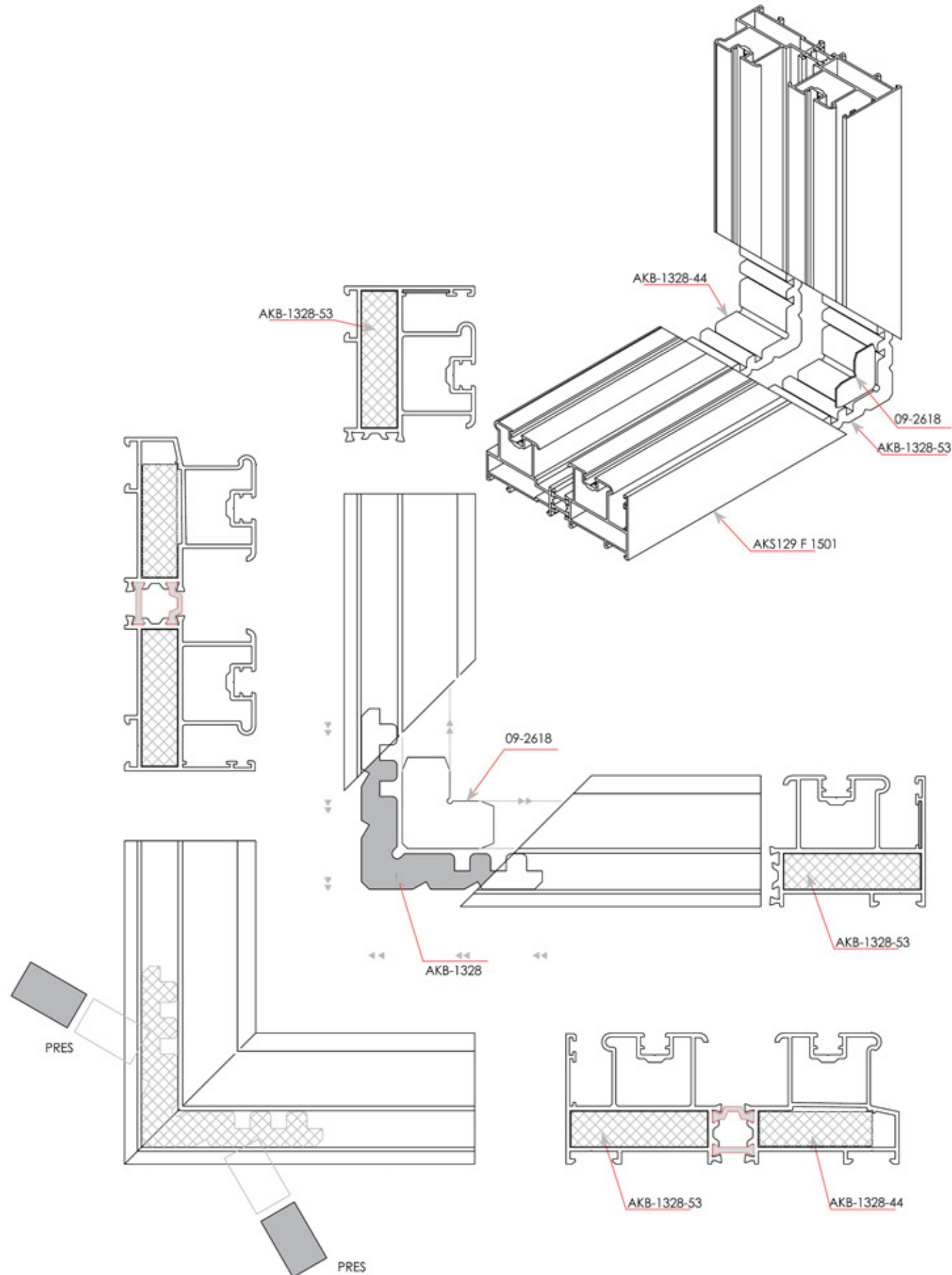














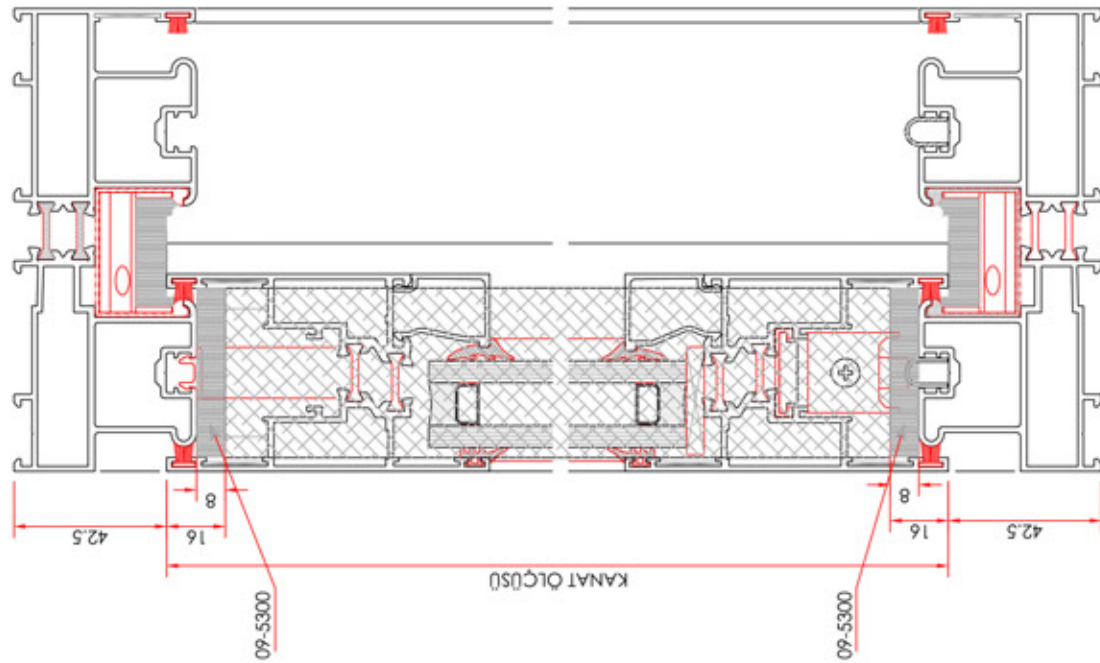
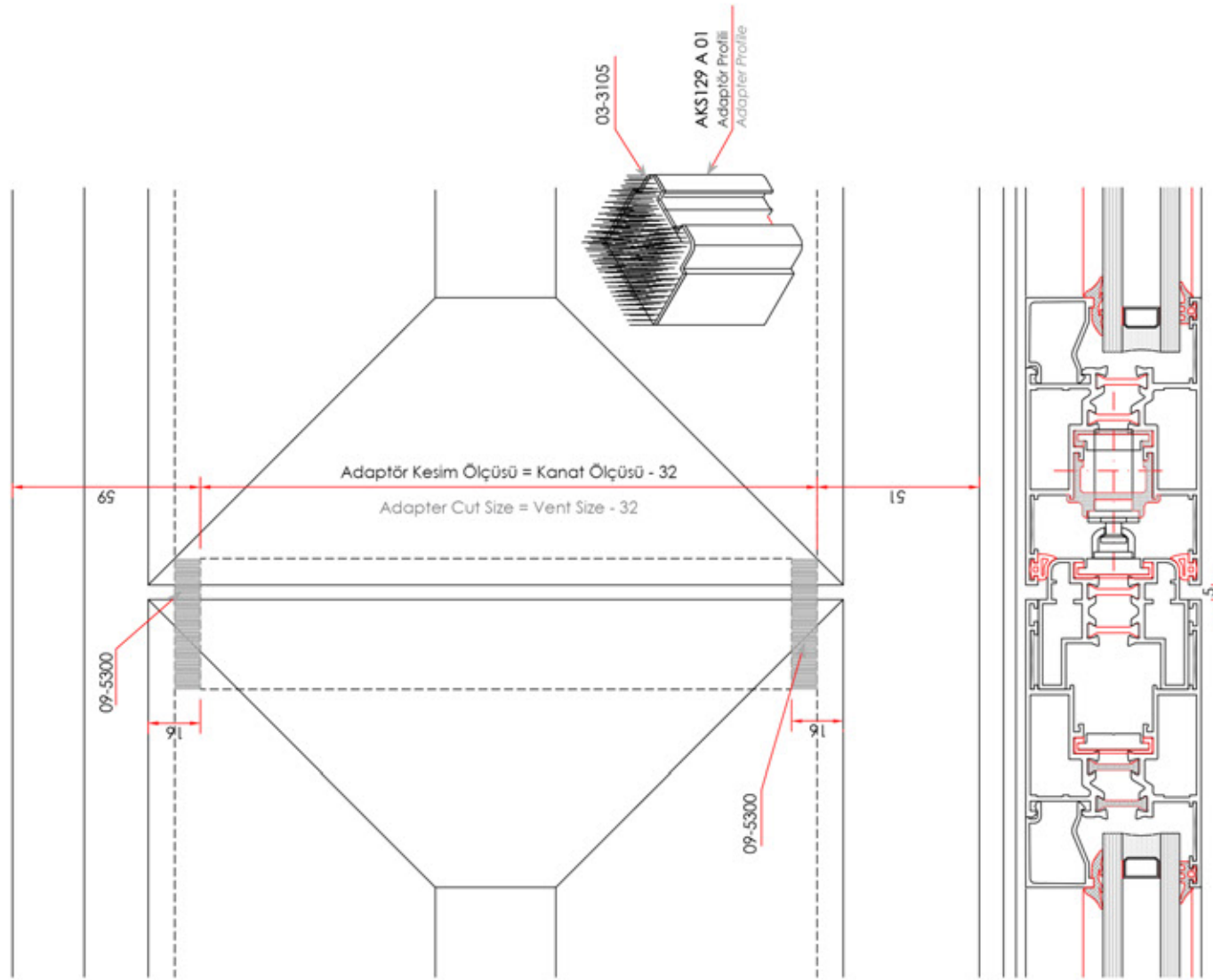






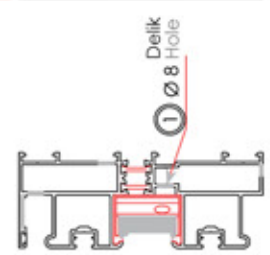
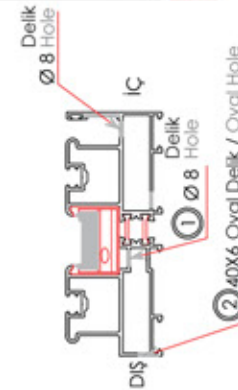
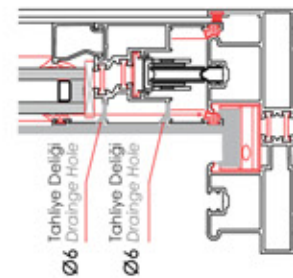
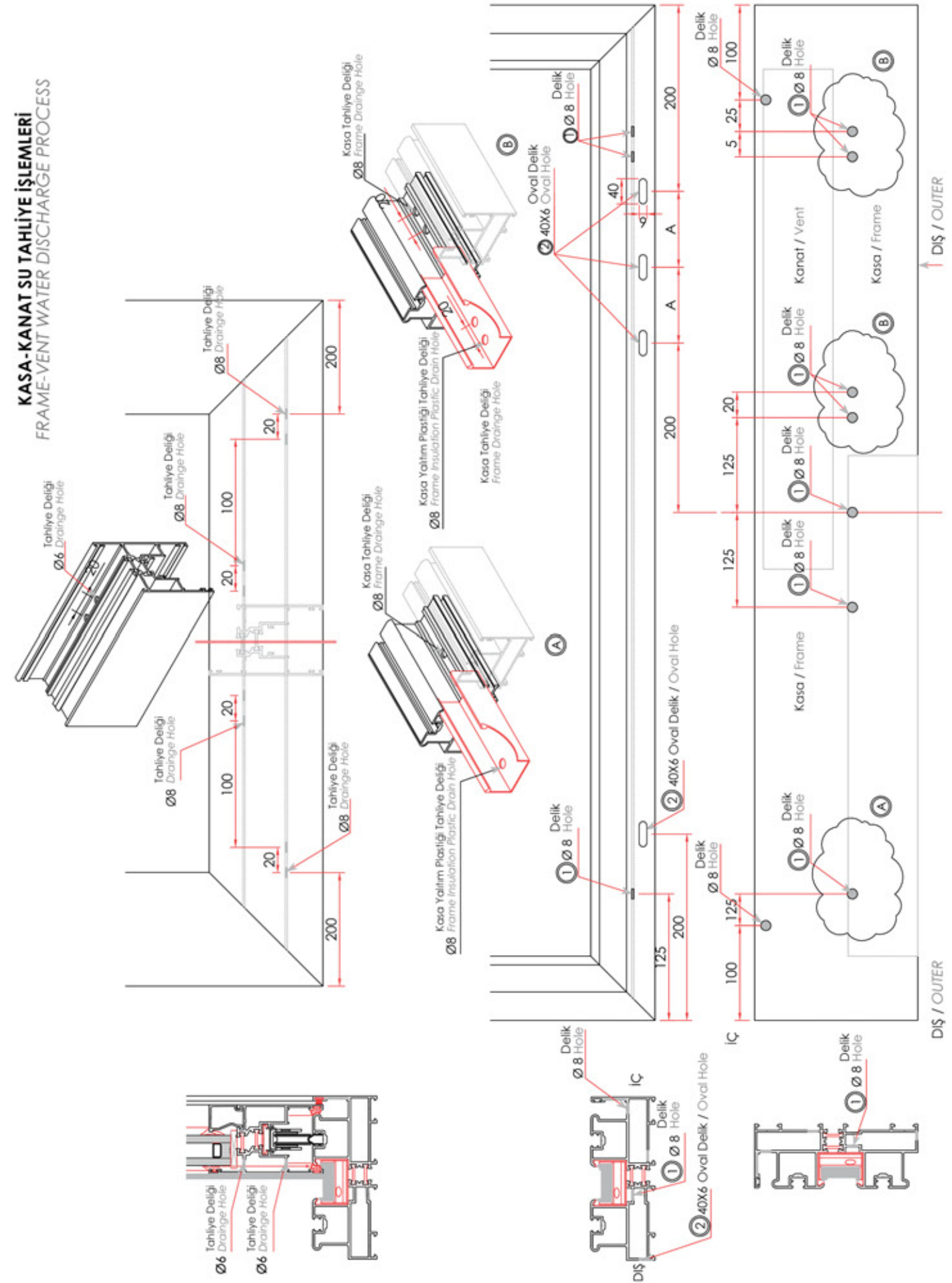




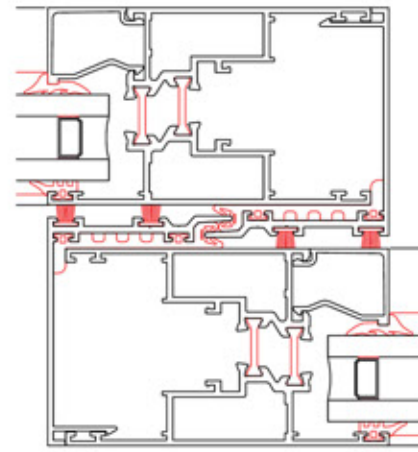
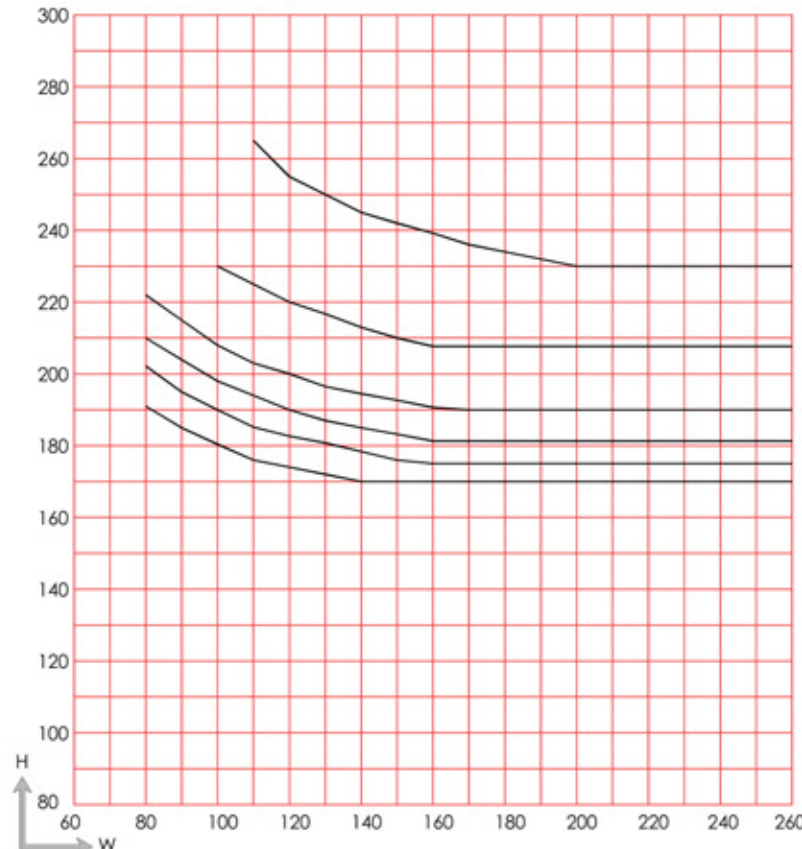
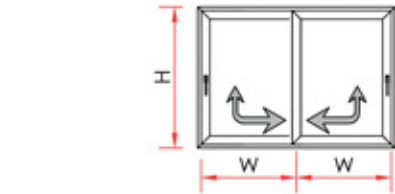
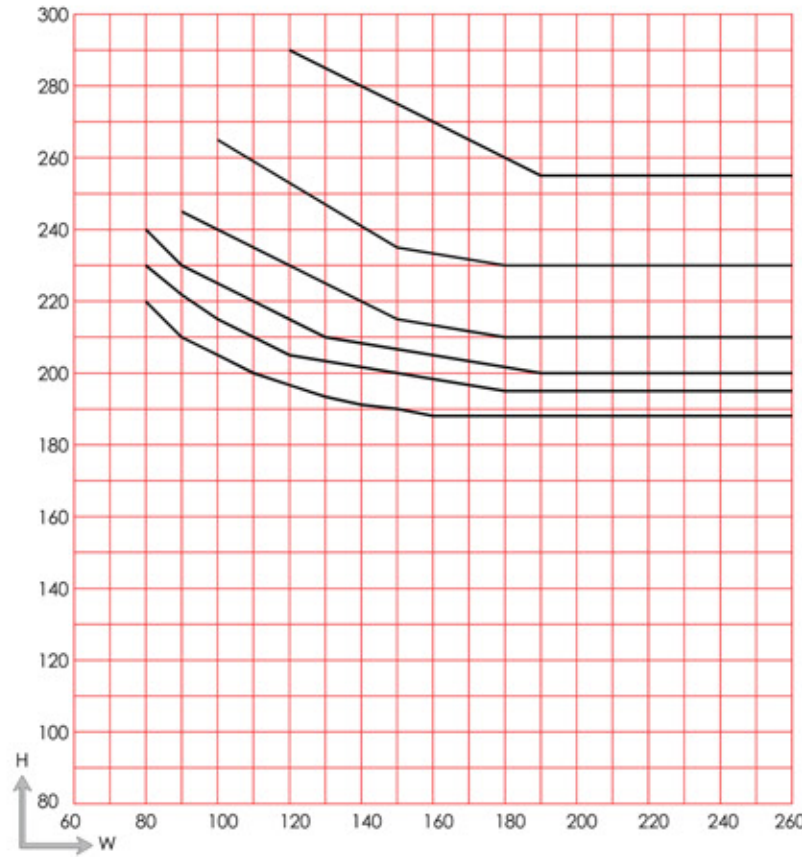


SÜRME SİSTEM ORTA ADAPTÖR  
KESİM VE YALITIM ŞEMASI  
SLIDING SYSTEM CENTER ADAPTER  
CUTTING AND INSULATION DIAGRAM

KASA-KANAT SU TAHLİYE İŞLEMLERİ  
FRAME-VENT WATER DISCHARGE PROCESS







Toplam Jxx Değeri  
Total Jxx Value  
Jxx cm4 100

$$f \leq \frac{H}{300} \text{ veya } \text{max}=8\text{mm}$$

TS 498 Şartnamesine Göre  
Yüksekliğe Bağlı Olarak Rüzgar Hızı ve Emme  
Wind Speed and Absorption Based on Height  
According to TS 498 Specification

Zeminden Yükseklik Height Above Ground (m)	Rüzgar Hızı Wind Speed V (m/s)	Emme Absorption q (kN/m²)
0m-8m	28	0.5
9m-20m	38	0.8
21m-100m	42	1.1
>100m	46	1.3

C katsayısı ve yapının etkilenen yüzeyinin  
birim alanına göre dağılımı (Basınç+Emme)  
C coefficient and distribution of the affected surface  
of the building by unit area (Pressure + Absorption)

Yapı Cinsi Type of Building	Katsayı C Coefficient C	Rüzgar Yönü / Wind Direction W=c.q			
		q=0,5 kN/m²	q=0,8 kN/m²	q=1,10 kN/m²	q=1,30 kN/m²
Normal Normal	1.2	0.60	0.96	1.32	1.56
Kule Tower	1.6	0.80	1.28	1.76	2.08



Toplam Jxx Değeri  
Total Jxx Value  
Jxx cm4 60

$$f \leq \frac{H}{300} \text{ veya } \text{max}=8\text{mm}$$

**Evidence of Performance**

Air permeability, Watertightness, Resistance to wind load

Test Report  
No. 12-002205-PR01  
(PB-A01-02-en-01)

**Client** ALCAS Aluminium  
Profile Systems  
Kaya Millenium Is Merkezi Kaya  
Kat: 7 No:131  
34524 Beylikdüzü - Istanbul  
Turkey

**Product** Lifting sliding window with fixed sidelight

**Designation** System designation: AKS-129 Kaldır-Sür Sistem

**Performance-relevant product details** Material: Aluminium profiles with thermal break

**Overall dimensions (W x H)** 2,212 mm x 2,412 mm

**Special features**

**Results**

Air permeability according to EN 12207:1999-11

**Class 4**

Watertightness according to EN 12208:1999-11

**Class 9A**

Resistance to wind load  
according to EN 12210:1999-11/AC:2002-08

**Class C3 / B3**

ift Rosenheim  
22.10.2012

Jörn Peter Lass, Dipl.-Ing. (FH)  
Head of Testing Department  
Building Components

Robert Kolacny, Dipl.-Ing. (FH)  
Operating Product Officer  
Building Components



**Basis**  
EN 14351-1:2006+A1:2010

Test standard/s:  
EN 1026:2000-06  
EN 1027:2000-06  
EN 12046-1:2003-11  
EN 12211:2000-06  
EN 14609:2004-06  
Correspond/s to the national  
standard/s (e.g. DIN EN)

**Representation**



**Instructions for use**

The results obtained can be used by the manufacturer as the basis for the manufacturer ITT test report summary. Observe the specifications set out by the applicable product standard.

**Validity**

The data and results refer solely to the tested and described specimen. Classification remains valid as long as the product and the above basis remain unchanged. The results can be extrapolated under the manufacturer's own liability subject to observation of the relevant specifications set out by the applicable product standard. This test/evaluation does not allow any statement to be made on any further characteristics regarding performance and quality of the construction presented; in particular the effects of weathering and ageing were not taken into account.

**Notes on publication**

The ift-Guidance Sheet "Advertising with ift test documents" applies. The cover sheet can be used as an abstract. The report contains a total of 22 pages.

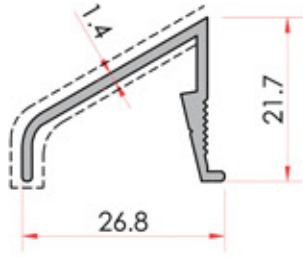


**ALCAS**<sup>®</sup>

**> ACCESSORIES**  
AKSESUARLAR

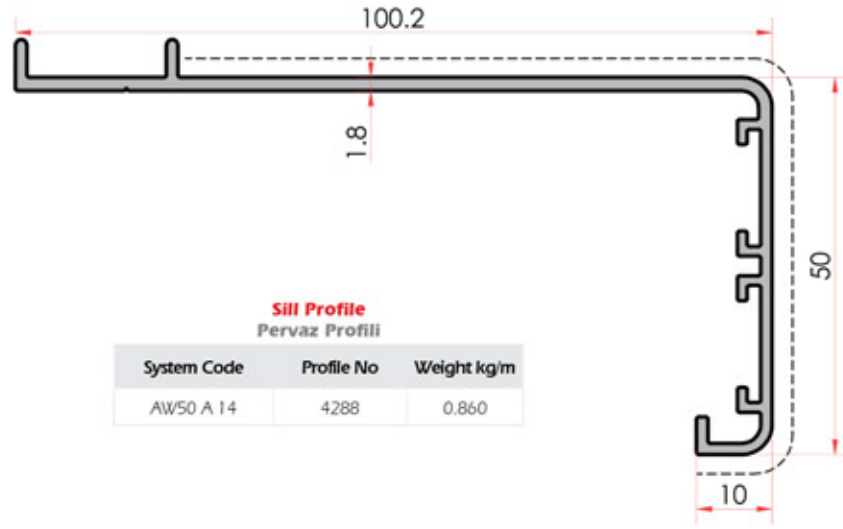
**ALCAS**<sup>®</sup>





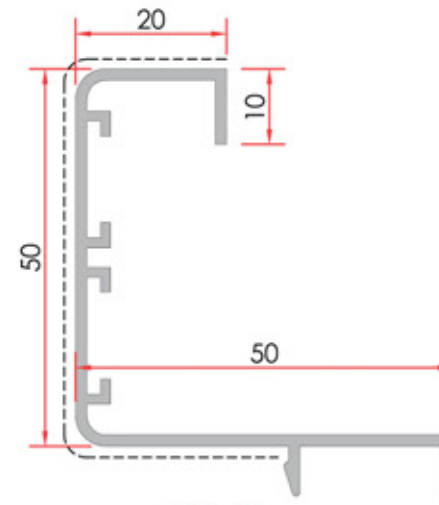
**Drainage**  
Damlık Profili

System Code	Profile No	Weight kg/m
AW50 A 09	1321	0.234



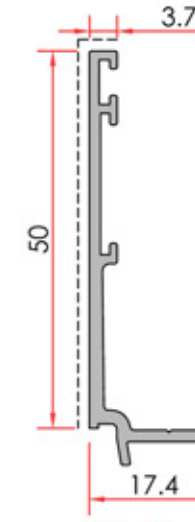
**Sill Profile**  
Pervaz Profili

System Code	Profile No	Weight kg/m
AW50 A 14	4288	0.860



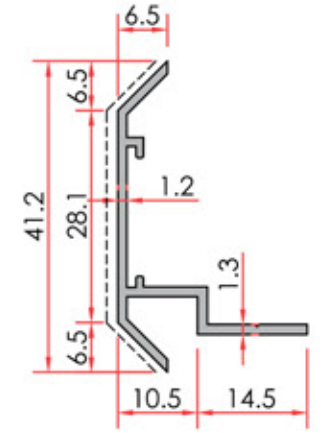
**Sill Profile**  
Pervaz Profili

System Code	Profile No	Weight kg/m
AW50 A 11	1237	0.643



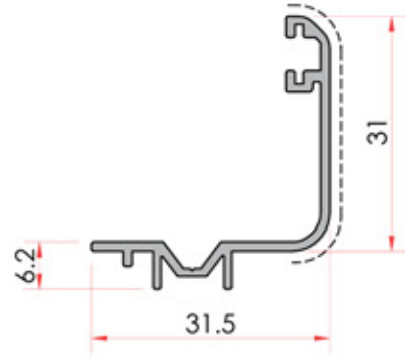
**Sill Profile**  
Pervaz Profili

System Code	Profile No	Weight kg/m
AW50 A 12	1359	0.363



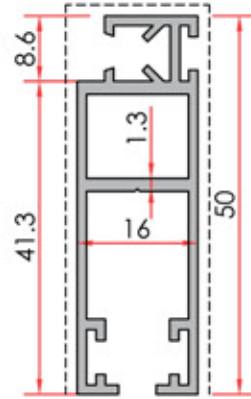
**Sill Profile**  
Pervaz Profili

System Code	Profile No	Weight kg/m
AW50 A 13	1458	0.268



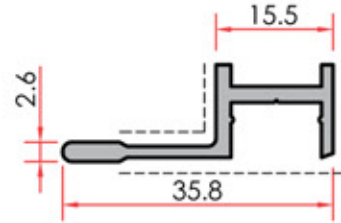
**Sill Profile**  
Pervaz Profili

System Code	Profile No	Weight kg/m
AS50 A 06	1428	0.286



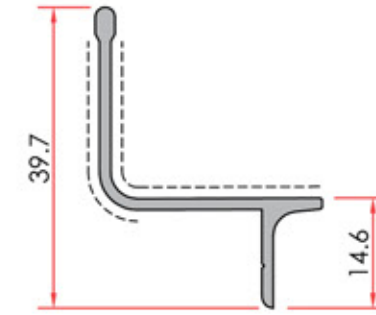
**Mosquito Netting Profile**  
Sineklik Profili

System Code	Profile No	Weight kg/m
AS50 A 02	1409	0.572



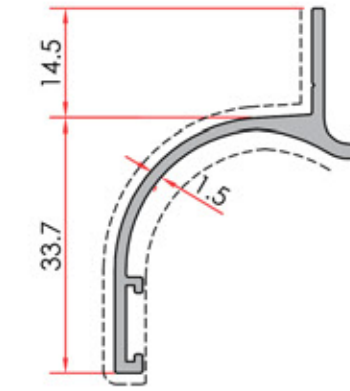
**Mosquito Netting Rail**  
Sineklik Rayı

System Code	Profile No	Weight kg/m
AKS129 A 07	1465	0.294



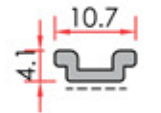
**Mosquito Netting Rail**  
Sineklik Rayı

System Code	Profile No	Weight kg/m
AS50 A 03	1427	0.295



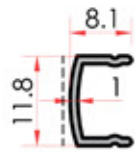
**Drainage**  
Damlık Profili

System Code	Profile No	Weight kg/m
AS50 A 05	1426	0.363



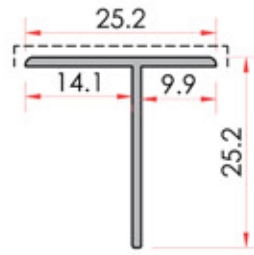
**Lock Stem Profile**  
Kilit Tij Profili

System Code	Profile No	Weight kg/m
AS50 A 08	1438	0.068



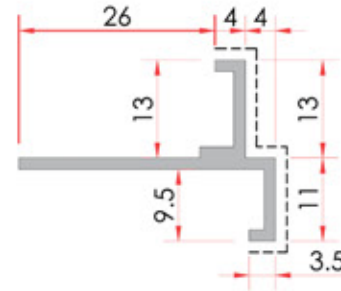
**Cover Profile**  
Kapak Profili

System Code	Profile No	Weight kg/m
1508	1508	0.069



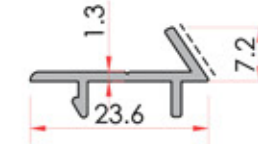
**Sill 'T' Profile**  
Pervaz 'T' Profili

System Code	Profile No	Weight kg/m
1874	1874	0.161



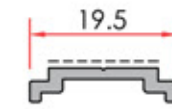
**Sill 'T' Profile**  
Pervaz 'T' Profili

System Code	Profile No	Weight kg/m
2147	2147	0.274



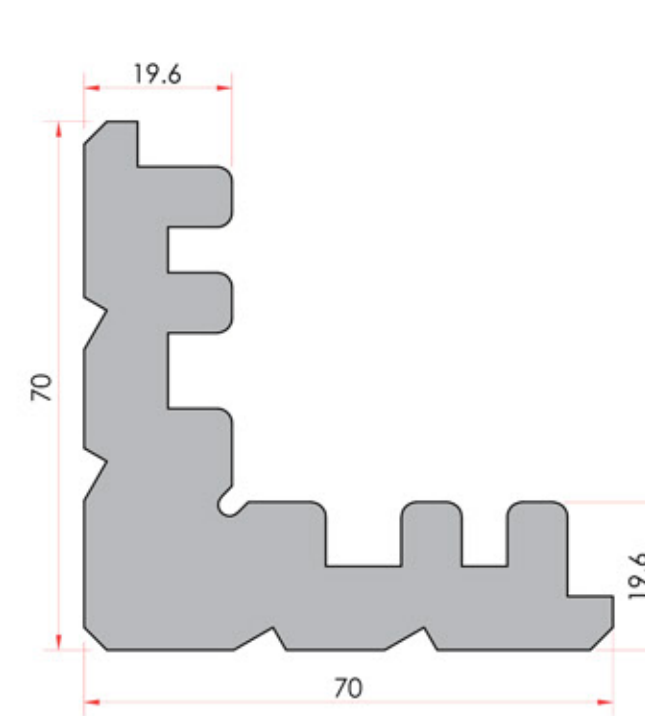
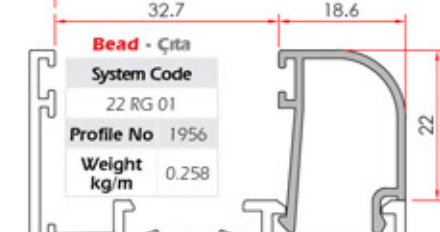
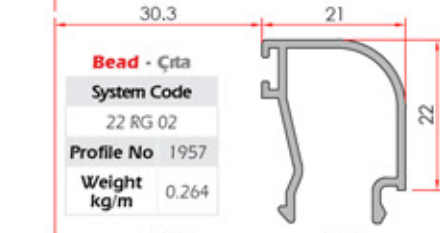
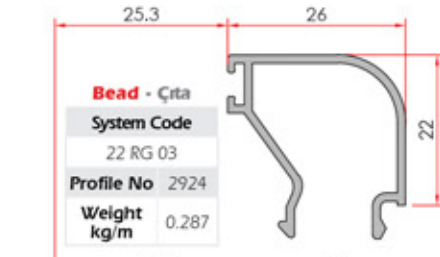
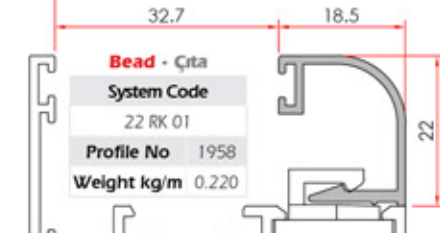
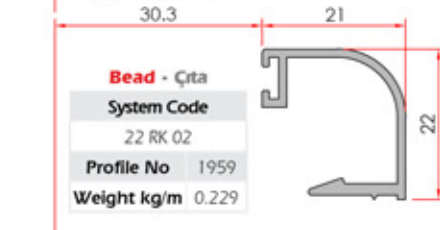
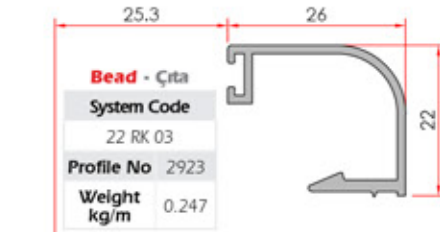
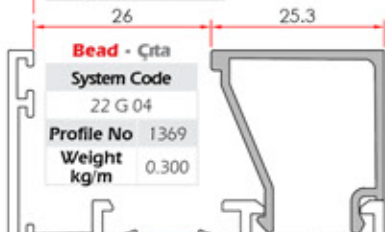
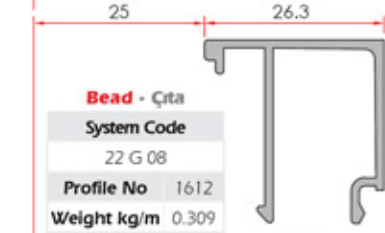
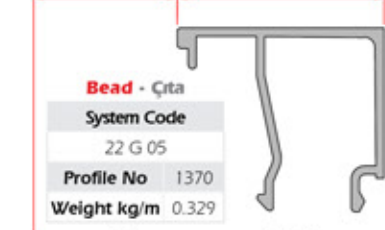
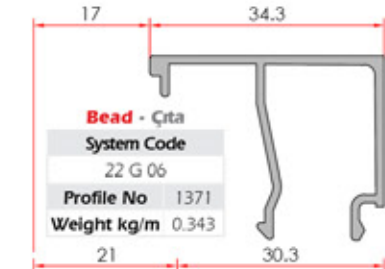
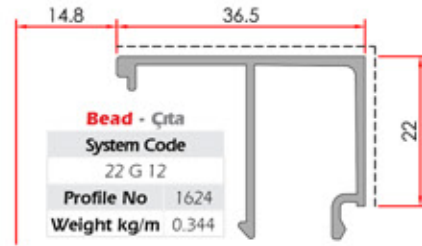
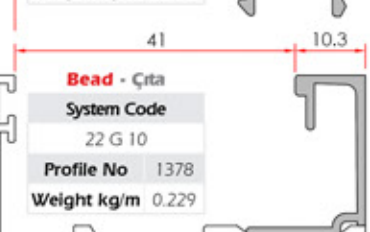
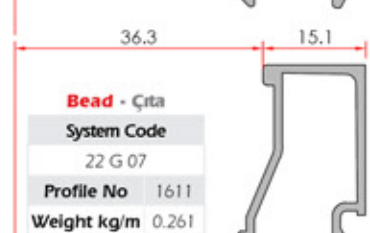
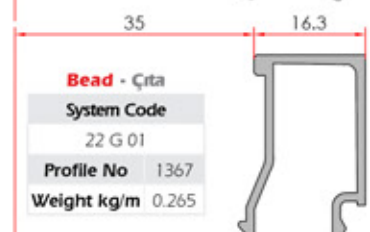
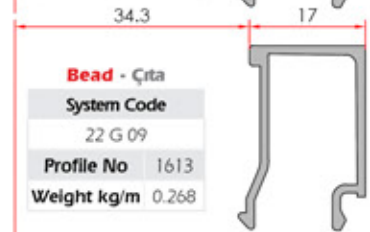
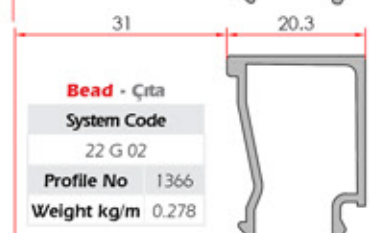
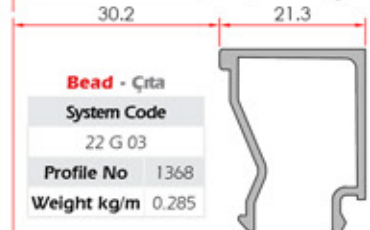
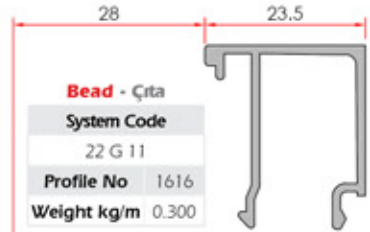
**Corner Cleat**  
İlave Kulak

System Code	Profile No	Weight kg/m
AS50 A 01	1318	0.143



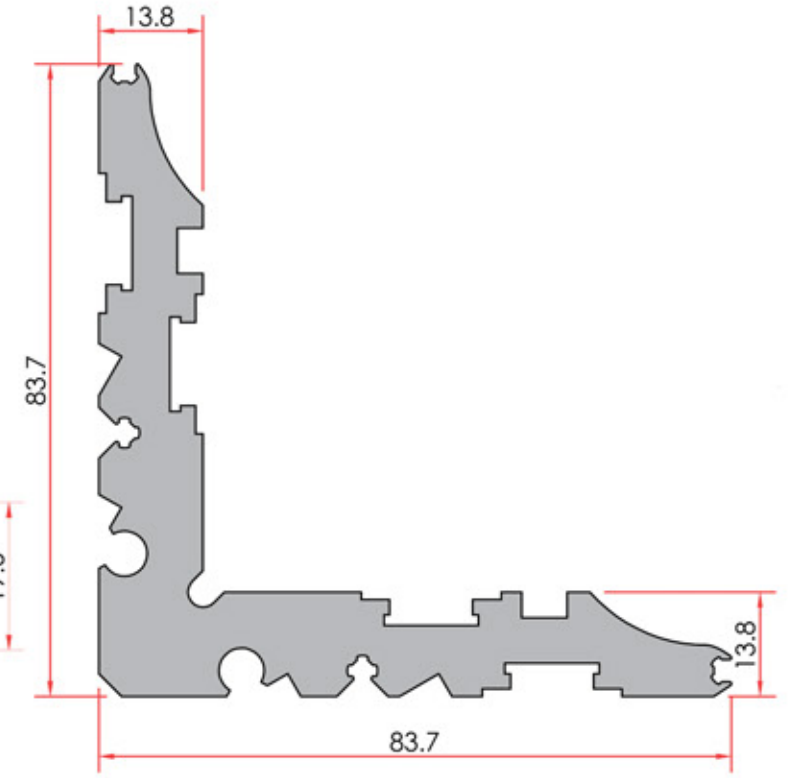
**Stem Profile**  
Tij Profili

System Code	Profile No	Weight kg/m
AW50 A 10	1375	0.109



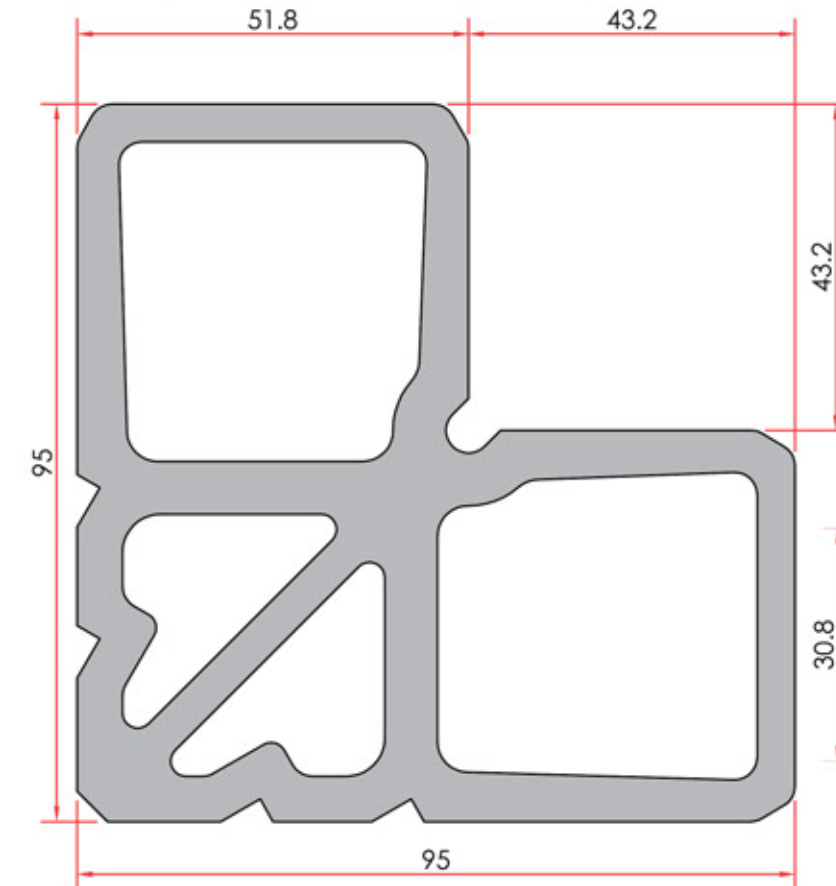
**Corner Wedge**  
Köşe Takozu

System Code	Profile No	Weight kg/m
1730	1730	5.231



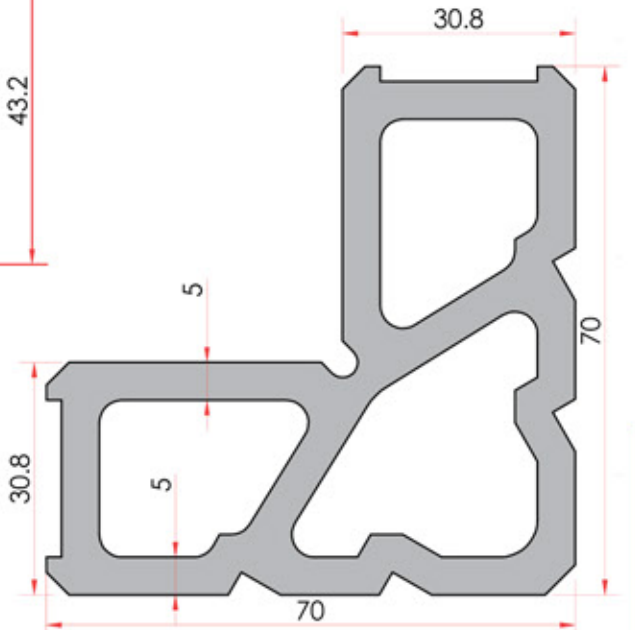
**Corner Wedge**  
Köşe Takozu

System Code	Profile No	Weight kg/m
1328	1328	4.110



**Corner Cleat**  
Köşe Takozu

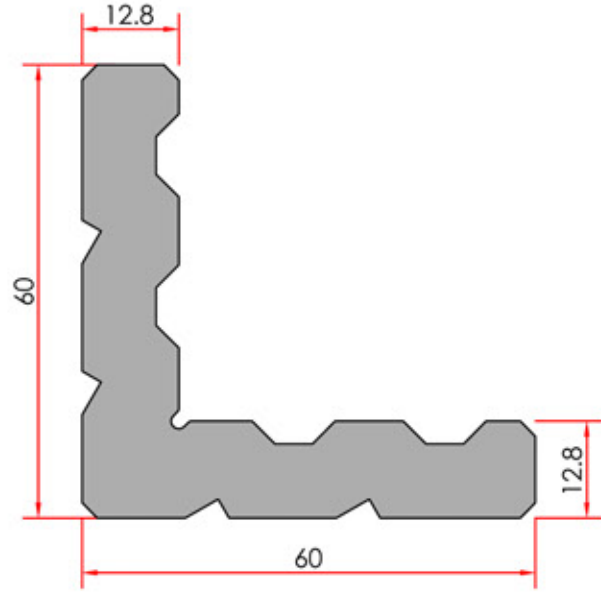
System Code	Profile No	Weight kg/m
1330	1330	8.131



**Corner Cleat**  
Köşe Takozu

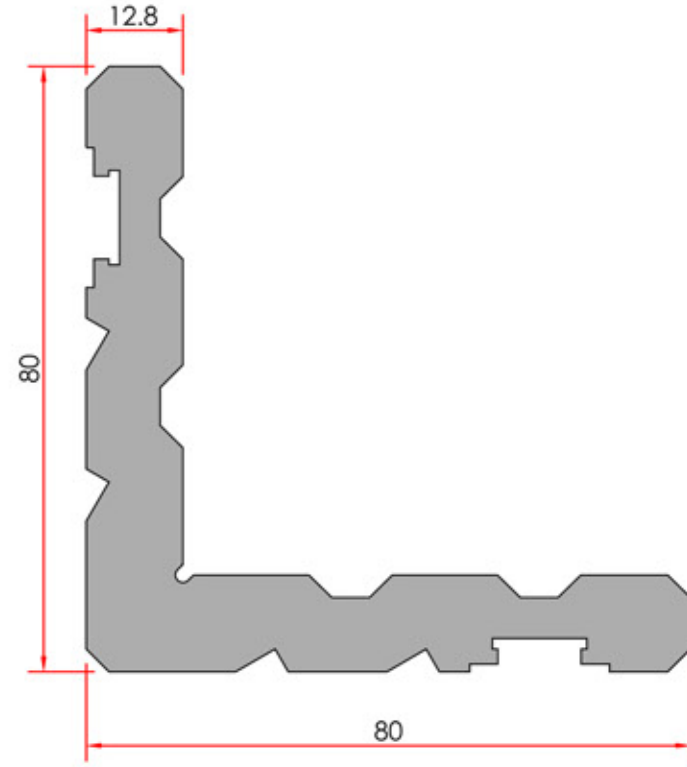
System Code	Profile No	Weight kg/m
1329	1329	4.388





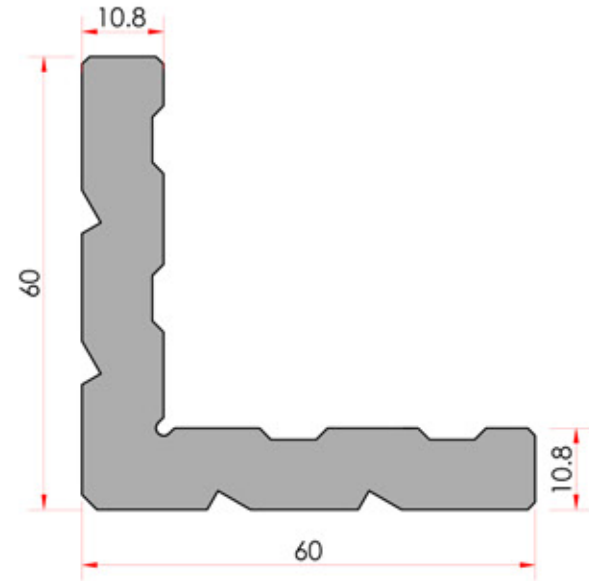
**Corner Cleat**  
Köşe Takoğu

System Code	Profile No	Weight kg/m
1422	1422	3.451



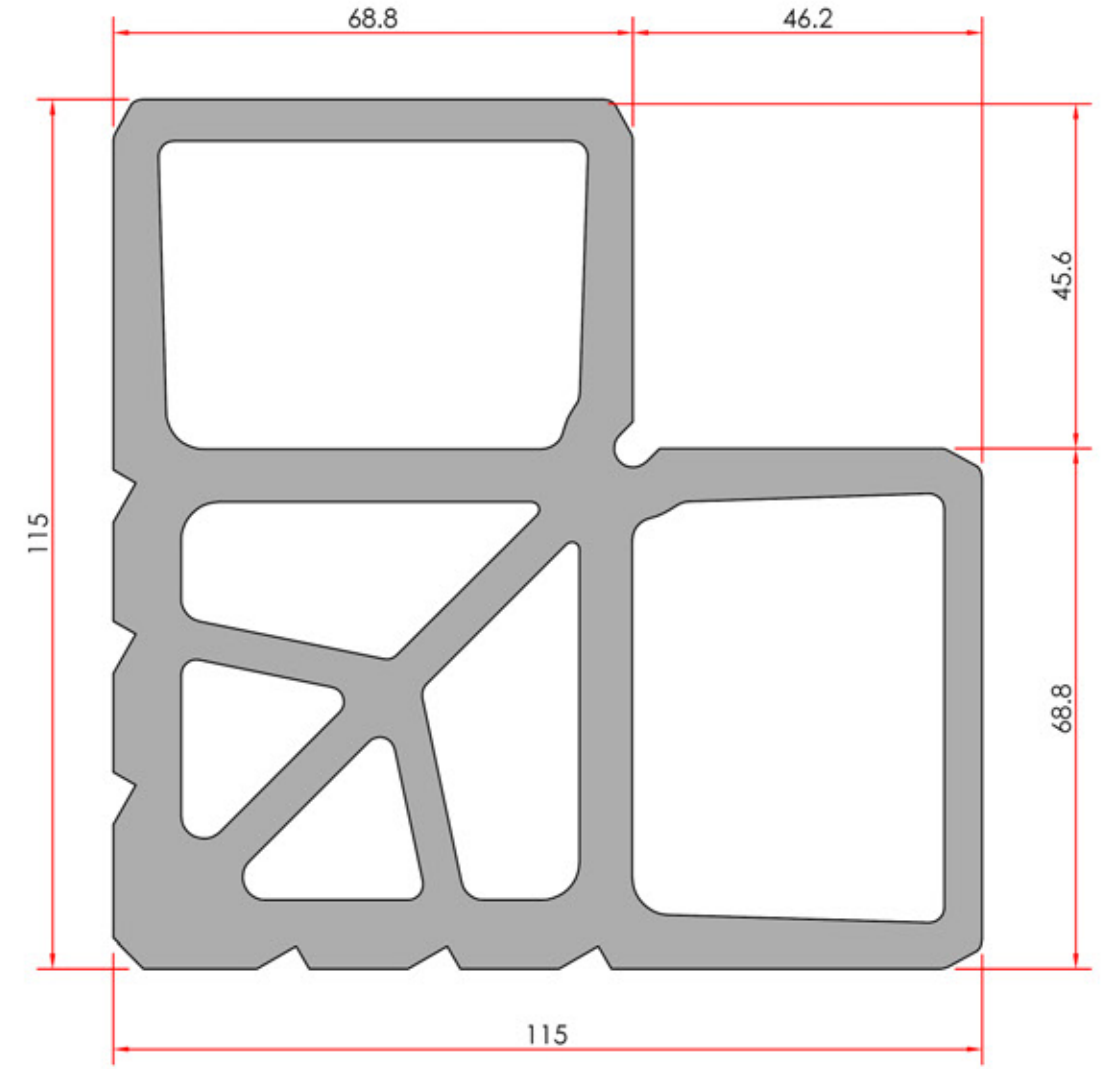
**Corner Cleat**  
Köşe Takoğu

System Code	Profile No	Weight kg/m
1436	1436	4.481



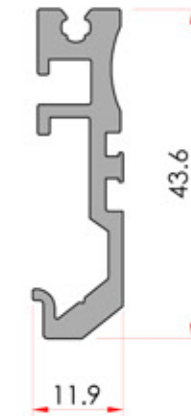
**Corner Cleat**  
Köşe Takoğu

System Code	Profile No	Weight kg/m
1034	1034	3.056



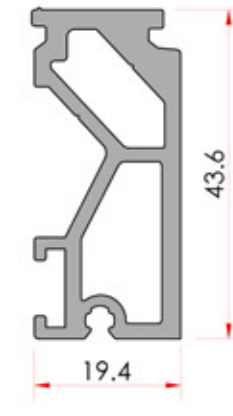
**Corner Cleat**  
Köşe Takoğu

System Code	Profile No	Weight kg/m
1327	1327	12.201









**Transom Connection**  
Orta Kayıt Bağlantı









System Code	Profile No	Weight kg/m
1323	1323	0.583



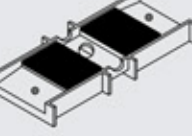

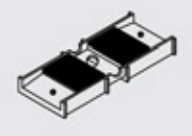


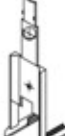




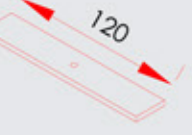
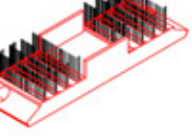

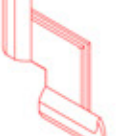


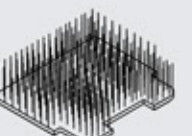

**Transom Connection**  
Orta Kayıt Bağlantı

System Code	Profile No	Weight kg/m
1324	1324	0.918

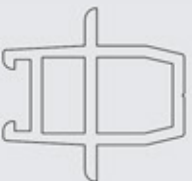







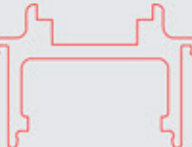

CODE / KOD	ACCESSORIES / AKSESUAR	DESCRIPTION / AÇIKLAMA
01-2002		<b>Gasket</b> İç Cam Fıtlı <b>Material</b> Malzeme:EPDM <b>Weight</b> Ağırlık:55 gr/m <b>Packing</b> Ambalaj:272 m - 15 kg /Koli
01-2005		<b>Gasket</b> 5 mm İç Cam Fıtlı <b>Material</b> Malzeme:EPDM <b>Weight</b> Ağırlık:63 gr/m <b>Packing</b> Ambalaj:235 m - 15 kg /Koli
01-2012		<b>Gasket</b> Dış Cam Fıtlı <b>Material</b> Malzeme:EPDM <b>Weight</b> Ağırlık:70 gr/m <b>Packing</b> Ambalaj:214 m - 15 kg /Koli
01-2013		<b>Gasket</b> 3 mm İç Cam Fıtlı <b>Material</b> Malzeme:EPDM <b>Weight</b> Ağırlık:50 gr/m <b>Packing</b> Ambalaj:300 m - 15 kg /Koli
01-2023		<b>Gasket</b> 3 mm Dış Cam Fıtlı <b>Material</b> Malzeme:EPDM <b>Weight</b> Ağırlık:40 gr/m <b>Packing</b> Ambalaj:375 m - 15 kg /Koli
01-2027		<b>Gasket</b> 5.5 mm İç Cam Fıtlı <b>Material</b> Malzeme:EPDM <b>Weight</b> Ağırlık:65 gr/m <b>Packing</b> Ambalaj:230 m - 15 kg /Koli
01-2151		<b>Clamp Gasket</b> Kenet Fıtlı <b>Material</b> Malzeme:EPDM <b>Weight</b> Ağırlık:245 gr/m <b>Packing</b> Ambalaj:60 m - 15 kg /Koli
01-2053		<b>Vent Top &amp; Bottom Gasket</b> Kanat Üst ve Alt Bini Fıtlı <b>Material</b> Malzeme:EPDM <b>Weight</b> Ağırlık:35 gr/m <b>Packing</b> Ambalaj:425 m - 15 kg /Koli
01-2054		<b>Clamp</b> Kenet <b>Material</b> Malzeme:EPDM
01-2055		<b>Stoper</b> Stoper <b>Material</b> Malzeme:EPDM



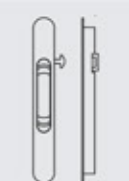

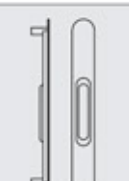

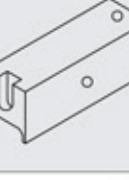
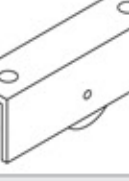

CODE / KOD	ACCESSORIES / AKSESUAR	DESCRIPTION / AÇIKLAMA
01-2056		<b>Mosquito Netting Gasket</b> Sineklik Fıtlı <b>Material</b> Malzeme:EPDM
01-2057		<b>24 mm Glazing Gasket</b> 24 mm Cam Fıtlı <b>Material</b> Malzeme:EPDM
01-2063		<b>Vent Side Gasket</b> Kanat Yan Bini Fıtlı <b>Material</b> Malzeme:EPDM <b>Weight</b> Ağırlık:44 gr/m <b>Packing</b> Ambalaj:335 m - 15 kg /Koli
01-2064		<b>Insulating Gasket</b> Yalıtım Fıtlı <b>Material</b> Malzeme:EPDM <b>Weight</b> Ağırlık:107 gr/m <b>Packing</b> Ambalaj:140 m - 15 kg /Koli
03-2006		
03-2007		<b>Glazing Cleat PVC</b> Cam Çıtası PVC Kitleme <b>Pieces / Adet</b>
03-2010 03-2011 03-2012		<b>12 mm Mounting Cap</b> 12 mm Montaj Tapası <b>Pieces / Adet</b>
03-3000		<b>Adaptor PVC</b> Adaptör PVC <b>Pieces / Adet</b>
03-3001		<b>Adaptor PVC</b> Adaptör PVC <b>Pieces / Adet</b>



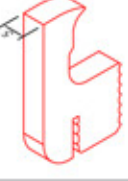
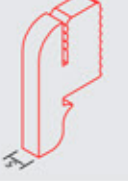
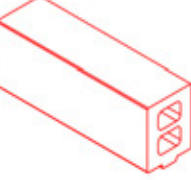




CODE / KOD	ACCESSORIES / AKSESUAR	DESCRIPTION / AÇIKLAMA
03-3002		<b>Rail PVC</b> Ray Üst Plastiği <b>Pieces / Adet</b>
03-3003		<b>Rail PVC</b> Ray Alt Plastiği <b>Pieces / Adet</b>
03-3010		<b>Rail PVC</b> Ray Plastiği <b>Pieces / Adet</b>
03-3011		<b>Rail PVC</b> Ray Plastiği <b>Pieces / Adet</b>
03-3012		<b>Rail PVC</b> Ray Plastiği <b>Pieces / Adet</b>
03-3020		<b>Adapter PVC</b> Adaptör Üst Plastiği <b>Pieces / Adet</b>
03-3021		<b>Adapter PVC</b> Adaptör Alt Plastiği <b>Pieces / Adet</b>
03-3022		<b>Adapter PVC</b> Adaptör Plastiği <b>Pieces / Adet</b>
03-3023		<b>Rail PVC</b> Ray Plastiği <b>Pieces / Adet</b>

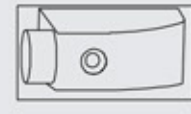




CODE / KOD	ACCESSORIES / AKSESUAR	DESCRIPTION / AÇIKLAMA
03-3030		<b>Fixed Vent Wedge</b> Sabit Kanat Takozu <b>Pieces / Adet</b>
03-3031		<b>PVC Rail Cap</b> Sabit Kanat Takozu <b>Pieces / Adet</b>
03-3100		<b>Insulation Adapter PVC</b> Yalıtım Adaptörü PVC <b>Pieces / Adet</b>
03-3101		<b>PVC Corner Climp</b> PVC Köşe Gönye <b>Pieces / Adet</b>
03-3102		<b>PVC Corner Climp</b> PVC Köşe Gönye <b>Pieces / Adet</b>
03-3103		<b>Vent Bottom Cap</b> Kanat Alt Kapak <b>Pieces / Adet</b>
03-3104		<b>Vent Top Cap</b> Kanat Üst Kapak <b>Pieces / Adet</b>
03-3105		<b>Adapter Bottom &amp; Top Brush</b> Adaptör Alt ve Üst Fırça <b>Pieces / Adet</b>
03-3112		<b>Insulation Adapter PVC</b> Yalıtım Adaptörü PVC <b>Pieces / Adet</b>



CODE / KOD	ACCESSORIES / AKSESUAR	DESCRIPTION / AÇIKLAMA
04-3000		<b>Meeting PVC Adaptor</b> Alın Birleştirme Adaptörü <b>Pieces / MT</b>
04-3001		<b>PVC Insulation</b> PVC Yalıtım Ambalaj:3 m Pieces / Adet
04-3002		<b>Clamp PVC</b> Kenet PVC Ambalaj:3 m Pieces / Adet
04-3003		<b>Vent Adapter PVC</b> Kanat Toplama Adaptör Plastiği <b>Pieces / Adet</b>
04-3004		<b>Clamp PVC</b> Kenet PVC Ambalaj:3 m Pieces / Adet
04-3500		<b>AKS129 Frame Insulation PVC</b> AKS129 Kasa Yalıtım Plastiği Ambalaj:3 m Pieces / Adet
04-3501		<b>Gear Supply PVC</b> İspanyolet Besleme Plastiği Ambalaj:3 m Pieces / Adet
04-3502		<b>Mounting Lama Insulation PVC</b> Montajı Laması Yalıtım Plastiği Packing Ambalaj:3 m Pieces / Adet
04-3503		<b>PVC Gear Set</b> PVC İspanyolet Yuvası <b>Packing</b> Ambalaj:3 m Pieces / Adet
05-1004		<b>Lock Counterpart</b> Havuz Kilit Karşılığı <b>Pieces / Adet</b>

CODE / KOD	ACCESSORIES / AKSESUAR	DESCRIPTION / AÇIKLAMA
09-1520 09-1521 09-1522 09-1523 09-1524		<b>Axial Gear Handle</b> Eksenel İspanyolet Kol (Maçalı) <b>Pieces / Adet</b>
09-1550 09-1551 09-1552 09-1553 09-1554		<b>Axial Parallel Slide &amp; Tilt Handle</b> Eksenel Paralel Çek-sür Kolu <b>Anodized / Ekoksal</b> <b>White / Beyaz</b> <b>Brown / Kahverengi</b> <b>Raw / Ham</b> <b>Special / Özel Renk</b>
09-1900 09-1901 09-1902		<b>Lock</b> Havuzlu Kilit <b>Pieces / Adet</b>
09-1910 09-1911 09-1912		<b>Lock</b> Anahtarlı Havuzlu Kilit <b>Pieces / Adet</b>
09-1915 09-1916 09-1917		<b>Lock Handle</b> Havuzlu Tutamak <b>Pieces / Adet</b>
09-2618		<b>18.2 mm Corner Miter</b> 18.2 mm Köşe Gönye (Onbaşı) <b>Corner Miter</b> Köşe Gönye (Onbaşı) <b>Pieces / Adet</b>
09-2750		<b>Adjustable Double Bearing</b> Ayarlı Çiftli Rulman <b>Pieces / Adet</b>
09-2751		<b>Insect Screen</b> Sineklik Rulmanı <b>Pieces / Adet</b>
09-2752		<b>Delrin Bearing</b> Delrin Rulmanı <b>Pieces / Adet</b>

CODE / KOD	ACCESSORIES / AKSESUAR	DESCRIPTION / AÇIKLAMA
09-2800		<b>Steel Rail</b> Çelik Ray <b>Pieces / MT</b>
09-2801		<b>Aluminium Rail</b> Alüminyum Ray <b>Pieces / MT</b>
09-2805		<b>Double Vent Slide Top Stop</b> Çift Kanat Sürme Stop Üst <b>Pieces / Adet</b>
09-2806		<b>Double Vent Slide Bottom Stop</b> Çift Kanat Sürme Stop Alt <b>Pieces / Adet</b>
09-2807		<b>AKS129 Fixing Wedge</b> AKS129 Sabitleme Takoğu <b>Pieces / Adet</b>
09-2820		<b>Espagnolette Locking Plates</b> Mantar Başlı İspanyolet Karşılığı <b>Pieces / Adet</b>
09-2865		<b>Gasket</b> Kil Fitol <b>Pieces / MT</b>
09-2870		<b>Gasket</b> Kil Fitol <b>Pieces / MT</b>
09-2880		<b>Brush Gasket</b> Kil Fitol <b>Pieces / MT</b>

CODE / KOD	ACCESSORIES / AKSESUAR	DESCRIPTION / AÇIKLAMA
09-5304		<b>Sliding Stopper</b> Sürme Kanat Durdurucu <b>Pieces / Adet</b>
09-5305		<b>Without Barrel Handle</b> Baresiz Kol <b>Pieces / Adet</b>
09-5306		<b>Single Side Barrel Handle</b> Tek Taraflı Barrel Kol <b>Pieces / Adet</b>
09-5307		<b>Double Side Barrel Handle</b> Çift Taraflı Barrel Kol <b>Pieces / Adet</b>
09-5308		<b>Gear Sliding Counterpart</b> İspanyolet Sürme Karşılığı <b>Pieces / Adet</b>

Lift & Slide 150 kg - Kaldır Sür 150 kg			
Gear Height - İspanyolet Yükseklik			
750-1450 mm	1451-1950 mm	1951-2200 mm	2201-3300 mm
09-5300	09-5301	09-5302	09-5303
Lift & Slide 200 kg - Kaldır Sür 200 kg			
Gear Height - İspanyolet Yükseklik			
750-1450 mm	1451-1950 mm	1951-2200 mm	2201-3300 mm
09-5310	09-5311	09-5312	09-5313

Gear - Mantar Pimli Sürme İspanyolet (Zamak Gövde)	
L	Code / Kodu
600	09-5320
800	09-5321
1000	09-5322
1200	09-5323
1400	09-5324
1600	09-5325
1800	09-5326
2000	09-5327

**ISO 9001 SERTİFİKASI**



**QUALICOAT SERTİFİKASI**



**QUALANOD SERTİFİKASI**



**IATF 16949 SERTİFİKASI**



**TSE HASSAS PROFİLLER BELGESİ**



**TSE YÜZEY İŞLEM BELGESİ**



**TSE İMALATI YETERLİLİK BELGESİ**



**ISO 14001**



**OHSAS 18001 BELGESİ**



**FABRİKA ÜRETİM UYGUNLUK**



**CE BELGESİ**



**GOST-R SERTİFİKASI**





# ALCAS®

ALUMINIUM PROFILE SYSTEMS

444 36 44

alcas@alcas.com.tr

www.alcas.com.tr

Kaya Milenium Plaza Kat 7 No:139 Beykent / İstanbul +90212 871 1771

Velimeşe Islah OSB 129.Sok.11/1 Ergene / Tekirdağ +90282 6745175

alcasmetal

alcasaluminyum

alcasmetal

alcasmetal

alcasmetal



All designs, profiles and accessories listed in this catalog are © copyrighted and ® registered products. May not be copied, altered or posted online by any means.  
Bu katalogta yer alan tasarımlar, profiller ve aksesuarlar tescilli ve patentli ürünlerimizdir. Hiçbir şekilde kopyalanamaz ve taklit edilemez.

*Dünyanın yeni profil sistemi*

