

Project Name / Proje Adı : Arslanlı Triko
System / Sistem : AWD60
City / Şehir : Laleli - İstanbul - TÜRKİYE



AWD60

Alcas Window-Door System
Alcas Kapı-Pencere Sistemi



ALCAS AWD60 serisi kapı, pencere, ara bölme ve vitrinde kullanılan klasik bir seridir. İmlat ve montaj kolaylığına, ekonomik faydelerine sahip bu seri **ALCAS**'ın diğer doğrama serilerinde kullanılan conta ve aksesuarların bazıları ile uyumludur.

60 mm genişliğindeki serinin en önemli özelliği her iki tarafta çıta profili tek seridir. Bu da cam takımında rahat montaj kolaylığı sağlamaktadır.

ALCAS The AWD60 series is a classical series used for door, window, dividing wall and show windows. This series is economical and manufacturing and installation is easy. Some gaskets and accessories are common with other window and door series.

The most important property of this 60 mm width series is that, the bead profiles in both sides are single series. This provides easy glass installation.

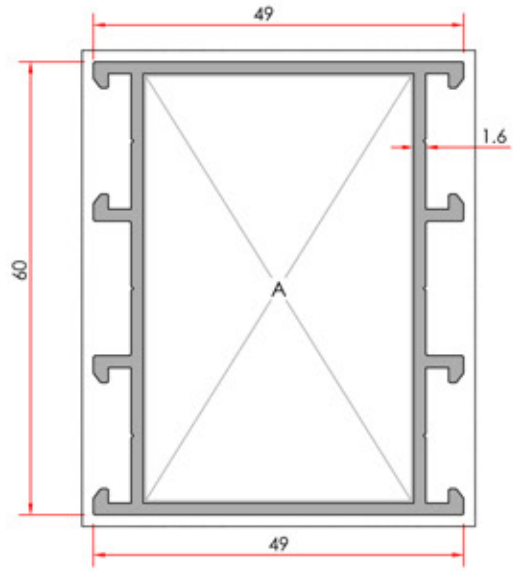
Descriptions / Tanımlamalar

		Profile type description Profil tip tanımlamaları	
A Brand	ALCAS	F Frame	Kasa
WD System Type	Window	M Meeting Rail	Orta Kayıt
60 Series Length	Seri Geniçliği	V Vent	Kanat
F Profile Type	Profil Tipi	A Adapter	Adaptör
01 Group Location	Gruptaki Yeri	C Cover	Kapak
		K Basalt	Tekmelik
		G Glazing Bead	Cam Çıtası


Symbols / Semboller

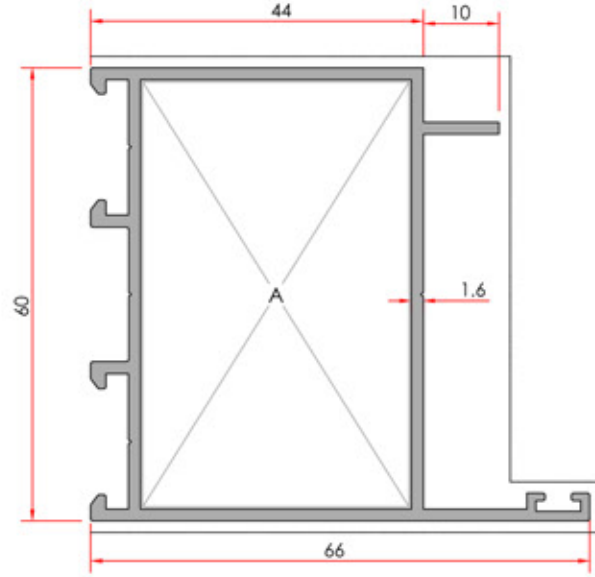
	Corner block assembly with 45° cutting process 45° kesim işlemi köşe takozu ile birleştirme
	Milling process of merging with the vertical connection Kertme işlemi dik bağlantı ile birleştirme
	Cross-sectional aspect of strength Mukavemet kestiyonu

ALCAS




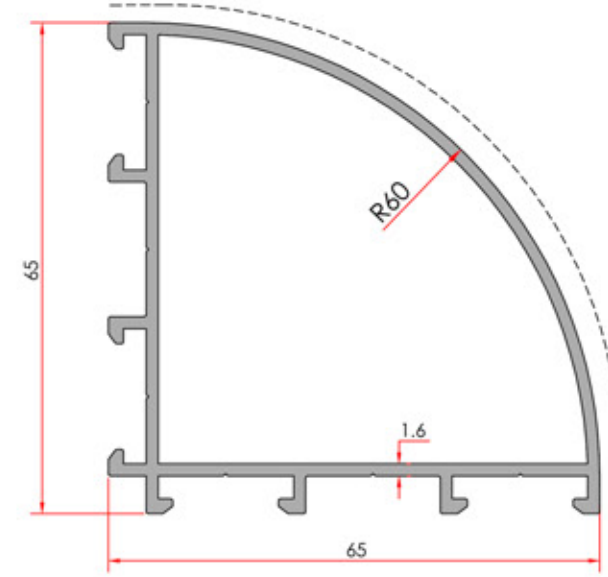
Frame
Kasa

System Code	Profile No	Weight kg/m
AWD60 F 1600	1600	1.104
Jxx cm ²	Jyy cm ²	12.4
 A	AKB-1619-56.4	



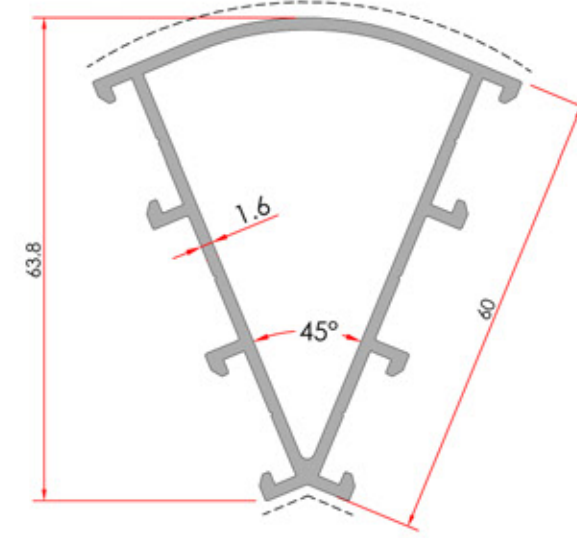
Vent
Kanat

System Code	Profile No	Weight kg/m
AWD60 F 1601	1601	1.138
Jxx cm ²	Jyy cm ²	14.3
 A	AKB-1619-56.4	



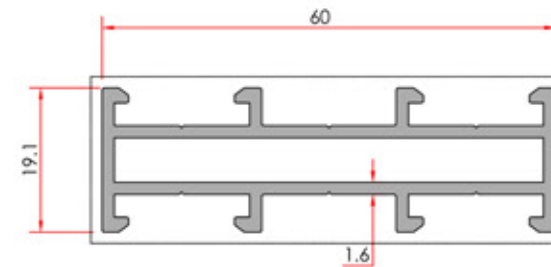
90° Corner Adapter
90° Köşe Dönüş Adaptörü

System Code	Profile No	Weight kg/m
AWD60 C 1606	1606	1.178



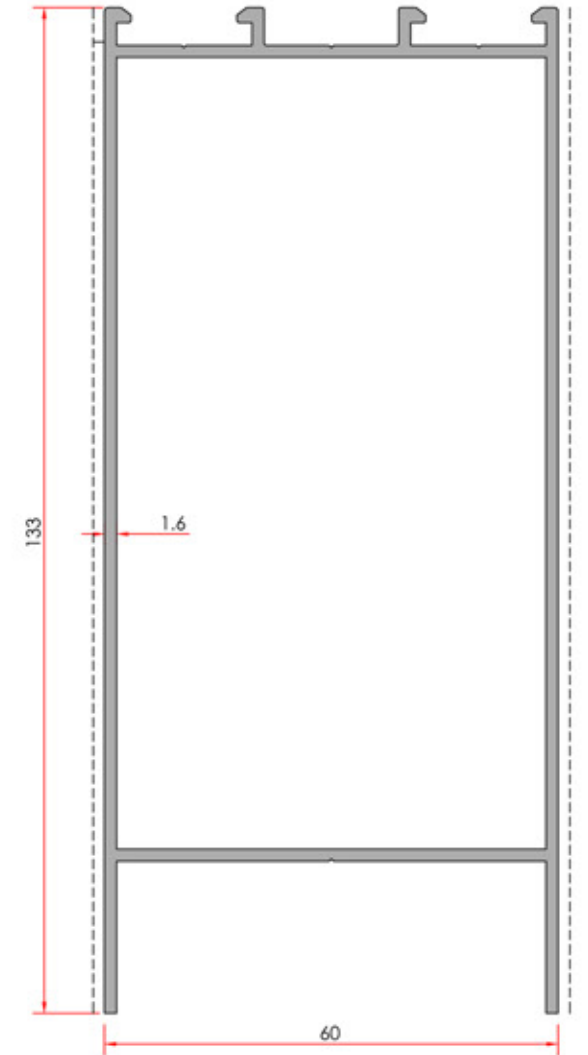
135° Corner Adapter
135° Köşe Dönüş Adaptörü

System Code	Profile No	Weight kg/m
AWD60 C 1607	1607	0.991



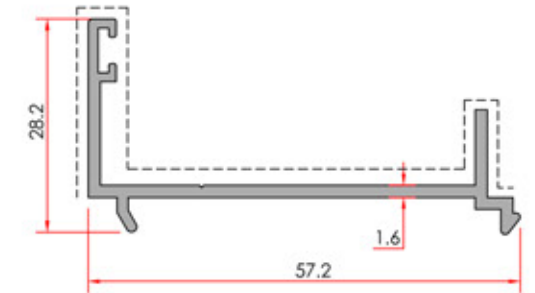
Narrow Frame
Dar Kasa

System Code	Profile No	Weight kg/m
AWD60 D 1602	1602	0.837



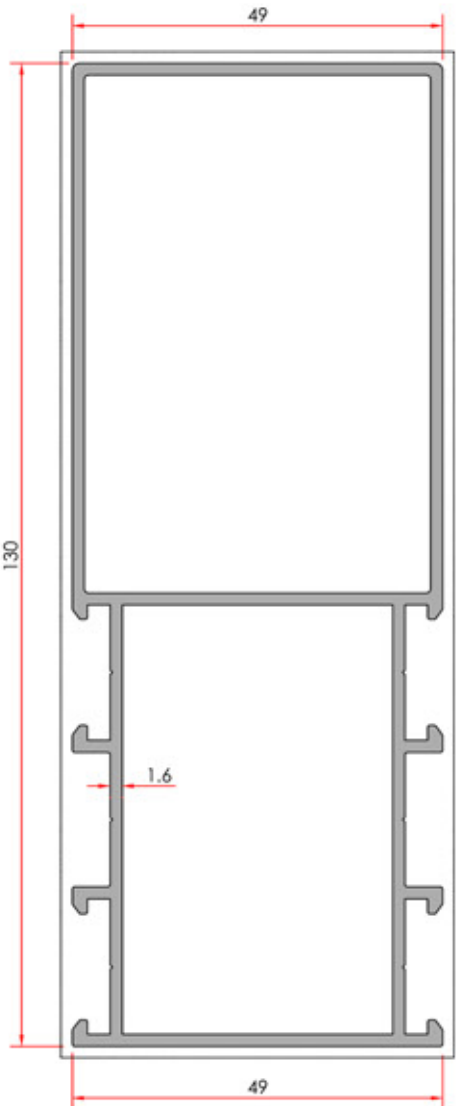
Sill Profile
Etek Profili

System Code	Profile No	Weight kg/m
AWD60 K 1604	1604	1.775
Jxx cm ²	Jyy cm ²	78.4
 A	AOB-1615-104.4	



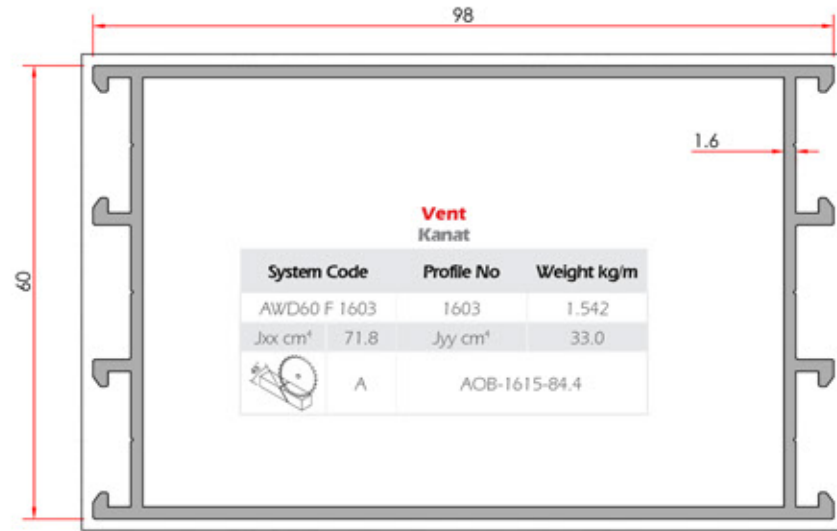
Vent Adapter
Kanat Adaptörü

System Code	Profile No	Weight kg/m
AWD60 A 01	1605	0.452



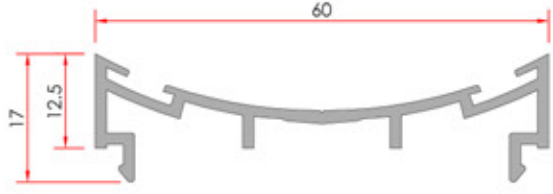
Reinforced Meeting Rail
Takıyeli Orta Kayıt

System Code	Profile No	Weight kg/m
AWD60 F 1617	1617	1.93
Jxx cm ²	Jyy cm ²	128.0



Vent
Kanat

System Code	Profile No	Weight kg/m
AWD60 F 1603	1603	1.542
Jxx cm ²	Jyy cm ²	33.0
 A	AOB-1615-84.4	



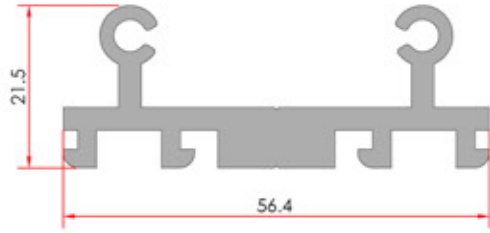
Swing Door Adapter (Frame)
Çarpma Kapı Adaptörü (Kasa)

System Code	Profile No	Weight kg/m
AWD60 A 03	1609	0.480



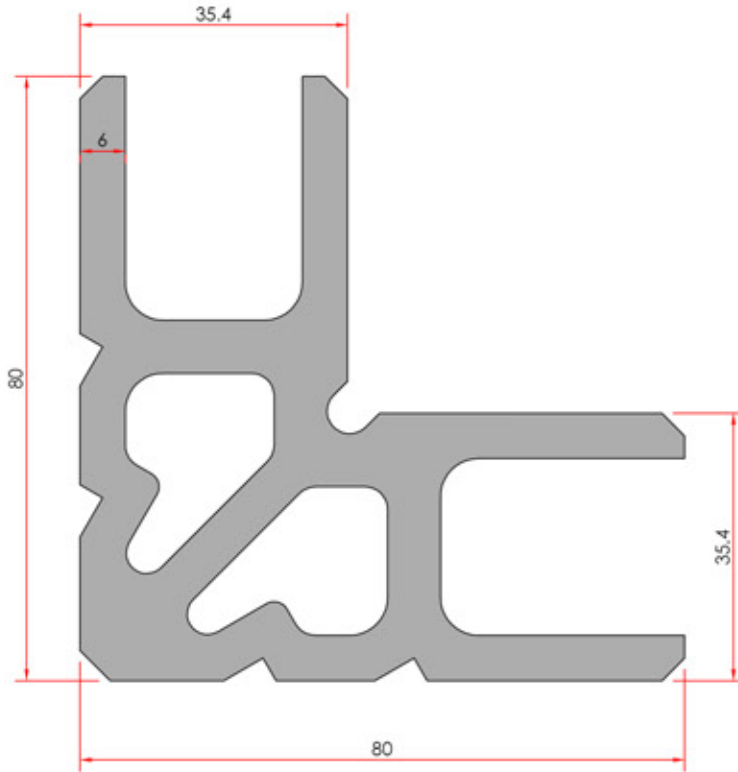
Swing Door Adapter (Vent)
Çarpma Kapı Adaptörü (Kanat)

System Code	Profile No	Weight kg/m
AWD60 A 04	1608	0.467



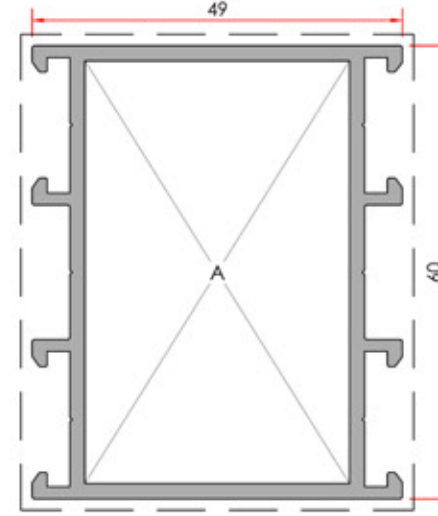
Connection
Bağlantı

System Code	Profile No	Weight kg/m
AWD60 A 02	1615	1.137




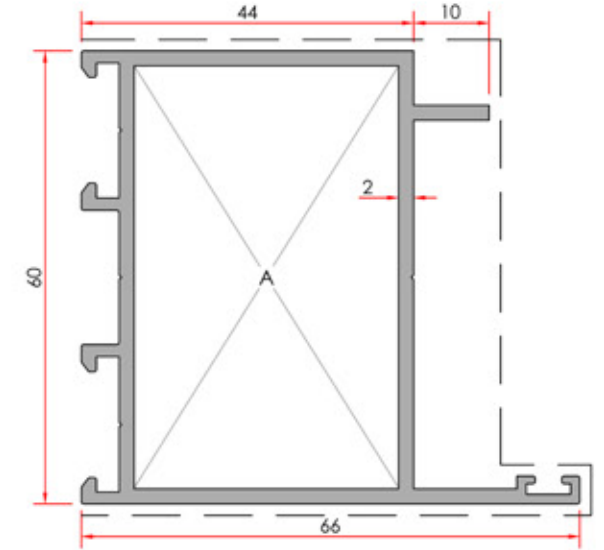
Corner Cleat
Köşe Takozu

System Code	Profile No	Weight kg/m
1619	1619	5.912



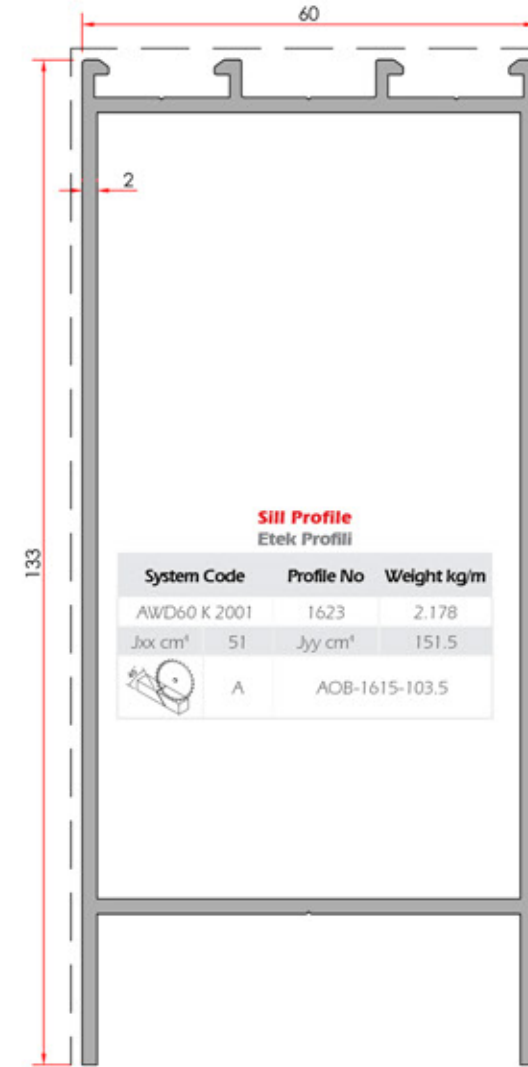
Frame
Kasa

System Code	Profile No	Weight kg/m	
AWD60 F 2001	1620	1.310	
Jxx cm ²	23.1	Jyy cm ²	14.1
	A	AKB-1618-55.5	



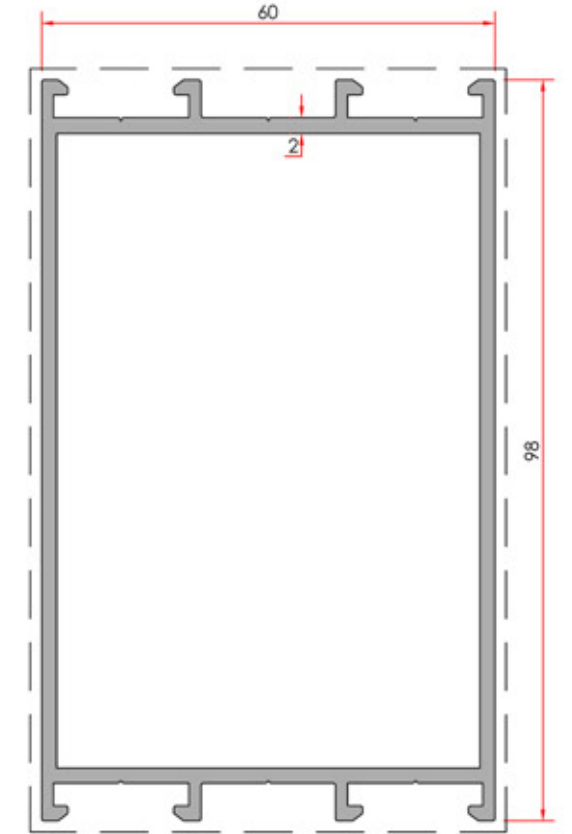
Vent
Kanat

System Code	Profile No	Weight kg/m	
AWD60 F 2002	1622	1.359	
Jxx cm ²	26.5	Jyy cm ²	16.3
	A	AKB-1618-55.5	




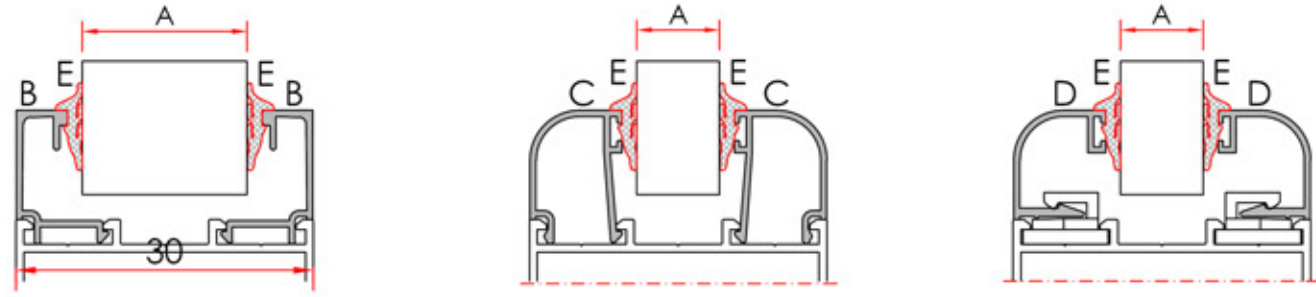
Sill Profile
Etek Profili

System Code	Profile No	Weight kg/m	
AWD60 K 2001	1623	2.178	
Jxx cm ²	51	Jyy cm ²	151.5
	A	AOB-1615-103.5	

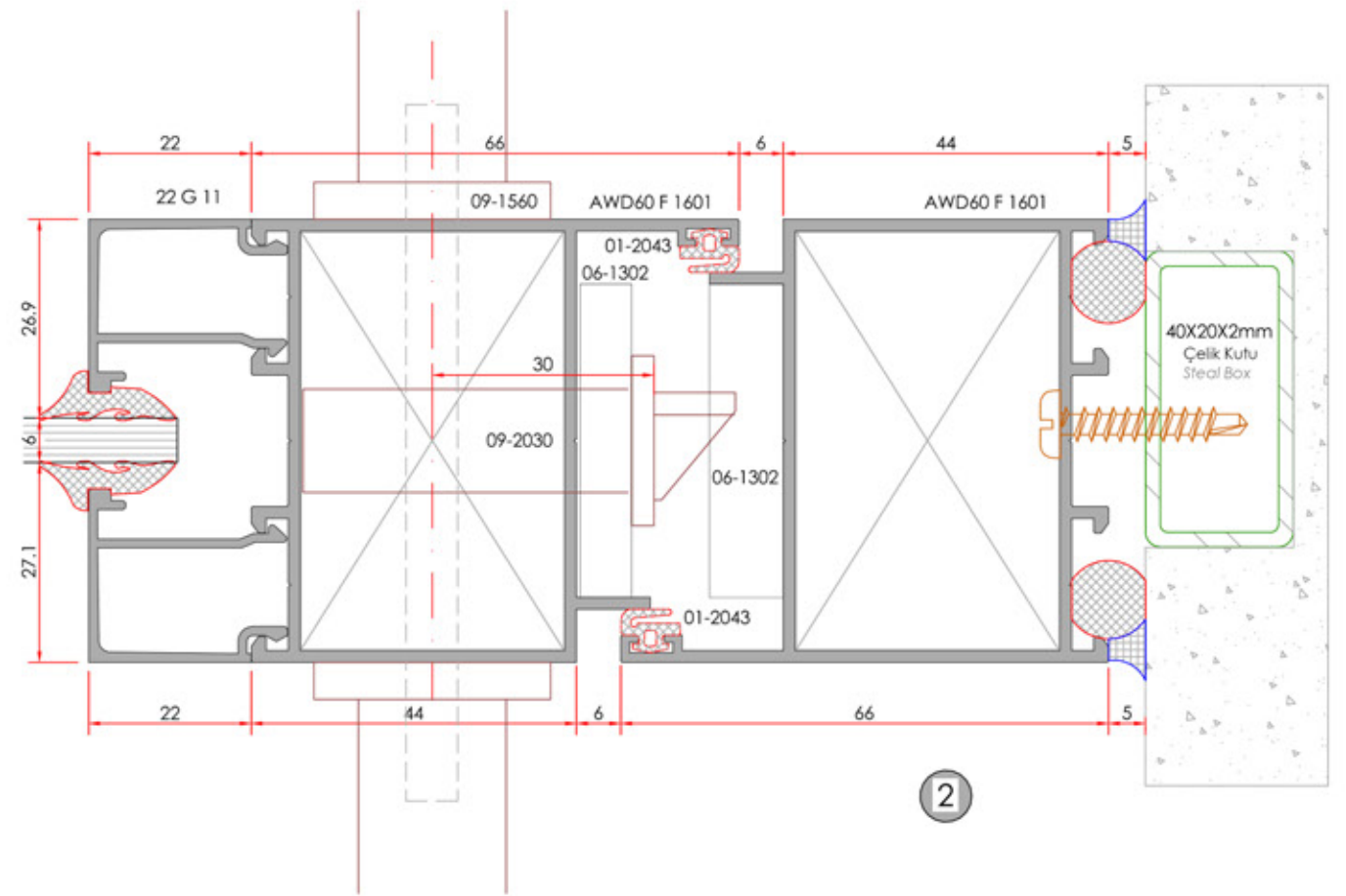
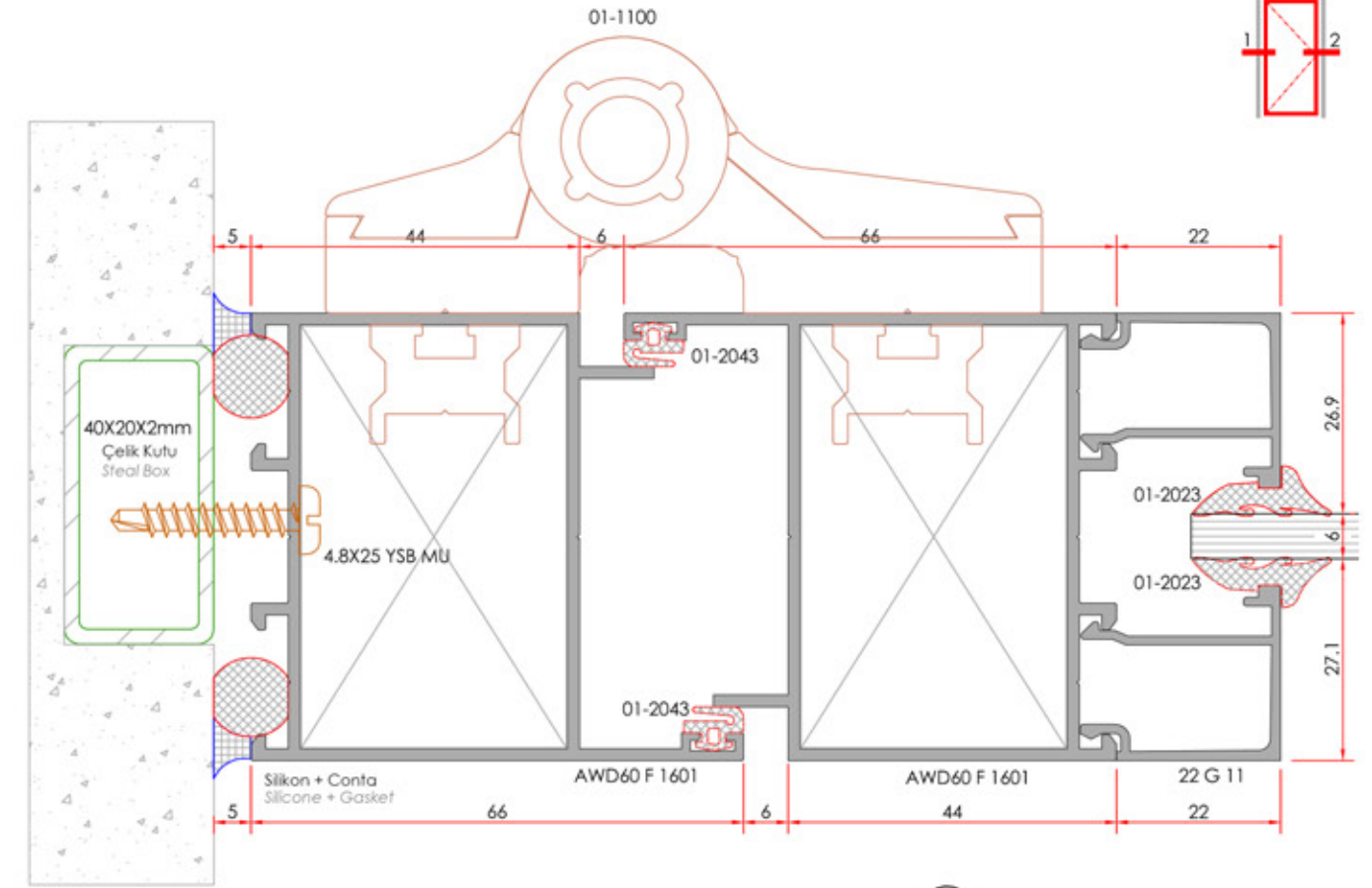


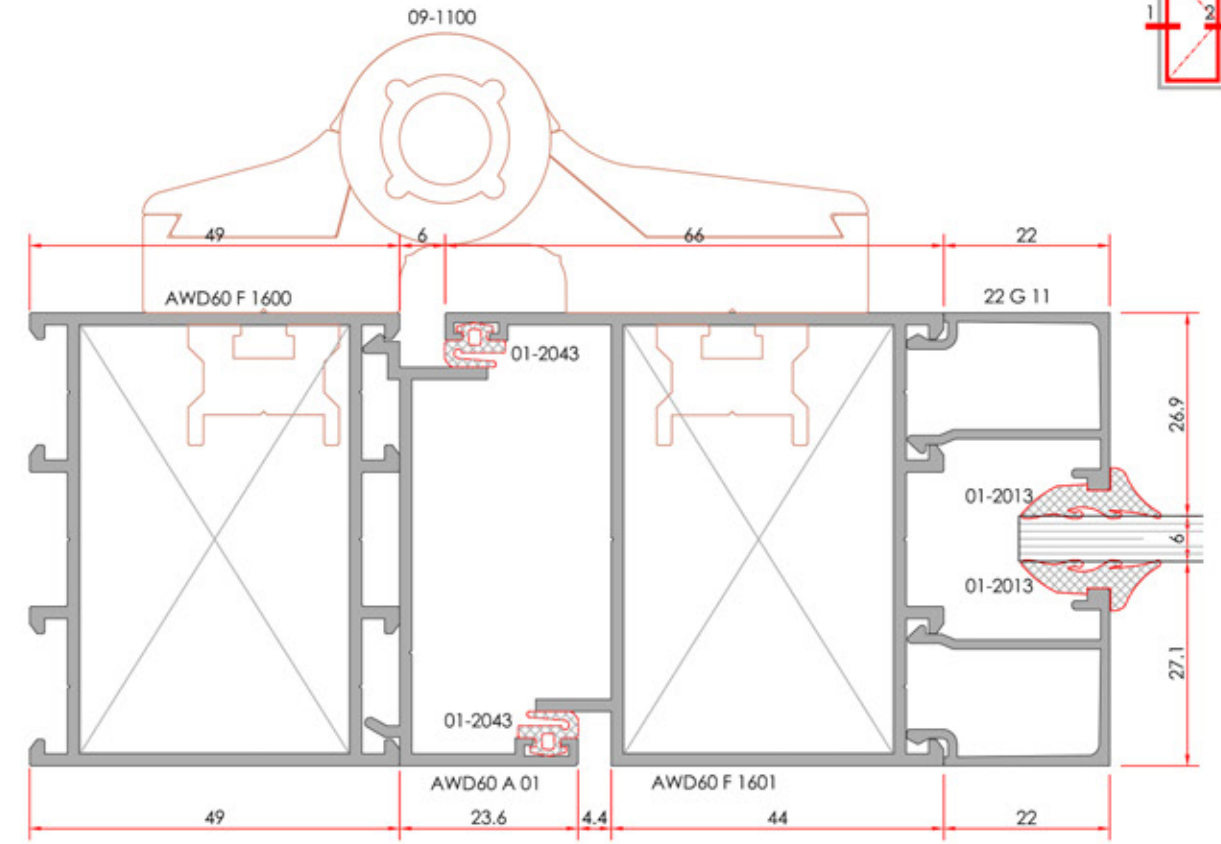
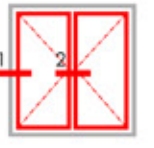
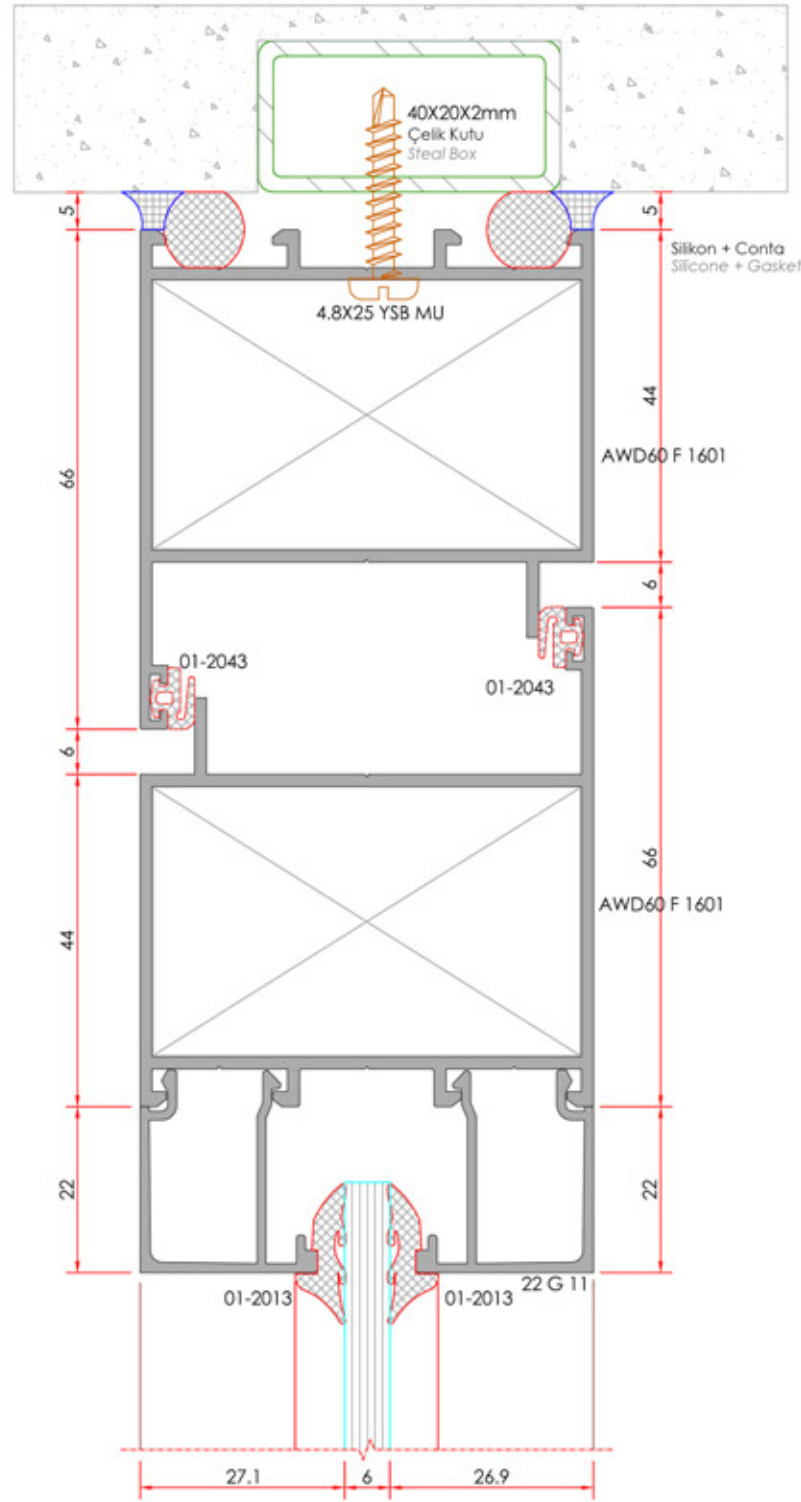
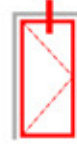
Meeting Rail
Orta Kayıt

System Code	Profile No	Weight kg/m	
AWD60 F 2004	1621	1.857	
Jxx cm ²	83.8	Jyy cm ²	38.6
	A	AOB-1615-83.5	

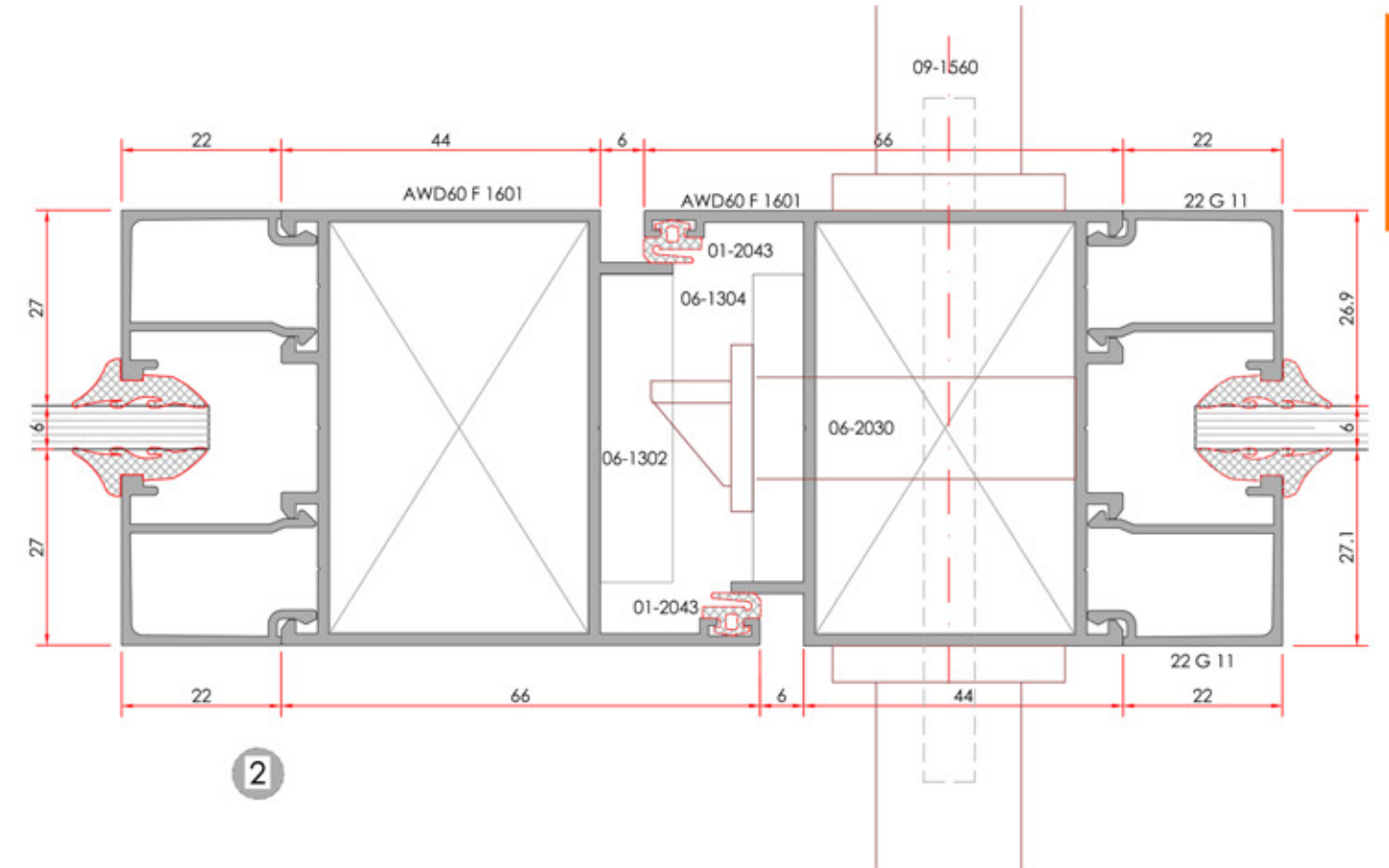


A	B	C	D	E	F		
				01-2013  3-3.5 mm	01-2005  4-5 mm	01-2023  3 mm	01-2027  5.5 mm
33 mm	22 G 10			●			
32 mm	22 G 10				●		
31 mm	22 G 10				●		
30 mm	22 G 10			●	●		
24 mm	22 G 07			●			
23 mm	22 G 07			●			
22 mm	22 G 07			●	●		
21 mm	22 G 01			●			
20 mm	22 G 09			●			
19 mm	22 G 09			●			
18 mm	22 G 09			●	●		
17 mm	22 G 09			●			
16 mm		22 RG 01	22 RK 01	●		●	
15 mm		22 RG 01	22 RK 01	●		●	
14 mm		22 RG 01	22 RK 01	●		●	●
13 mm	22 G 02			●			
13 mm		22 RG 01	22 RK 01	●			●
12 mm	22 G 02			●			
12 mm		22 RG 02	22 RK 02	●		●	
11 mm	22 G 03			●			
11 mm		22 RG 02	22 RK 02	●		●	
10 mm	22 G 03			●			
10 mm		22 RG 02	22 RK 02	●		●	
9 mm	22 G 03			●			
9 mm		22 RG 02	22 RK 02	●			●
8 mm	22 G 03			●			
8 mm		22 RG 02	22 RK 02	●			●
7 mm	22 G 11			●			
6 mm	22 G 11			●			
5 mm	22 G 11			●			
4 mm	22 G 11			●			

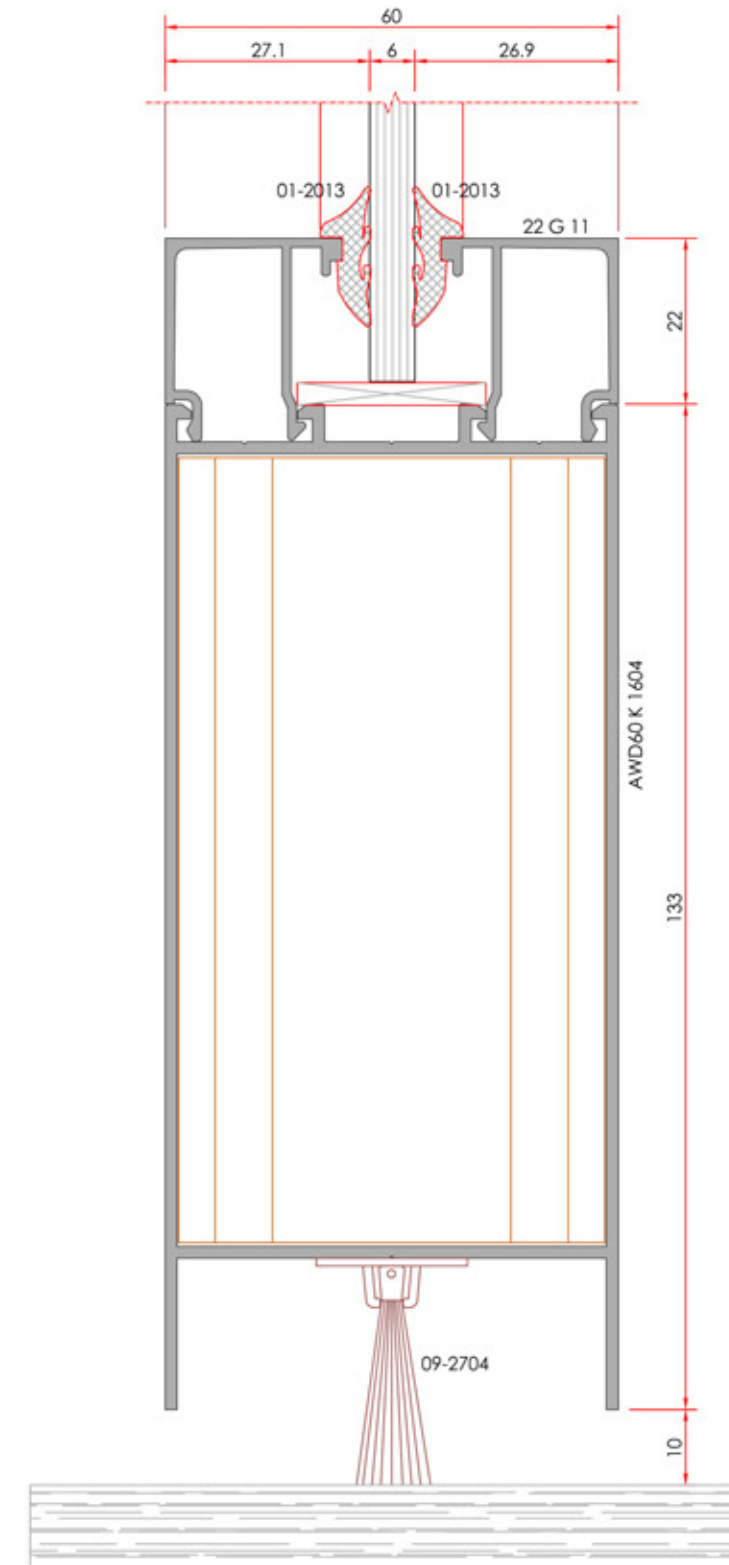

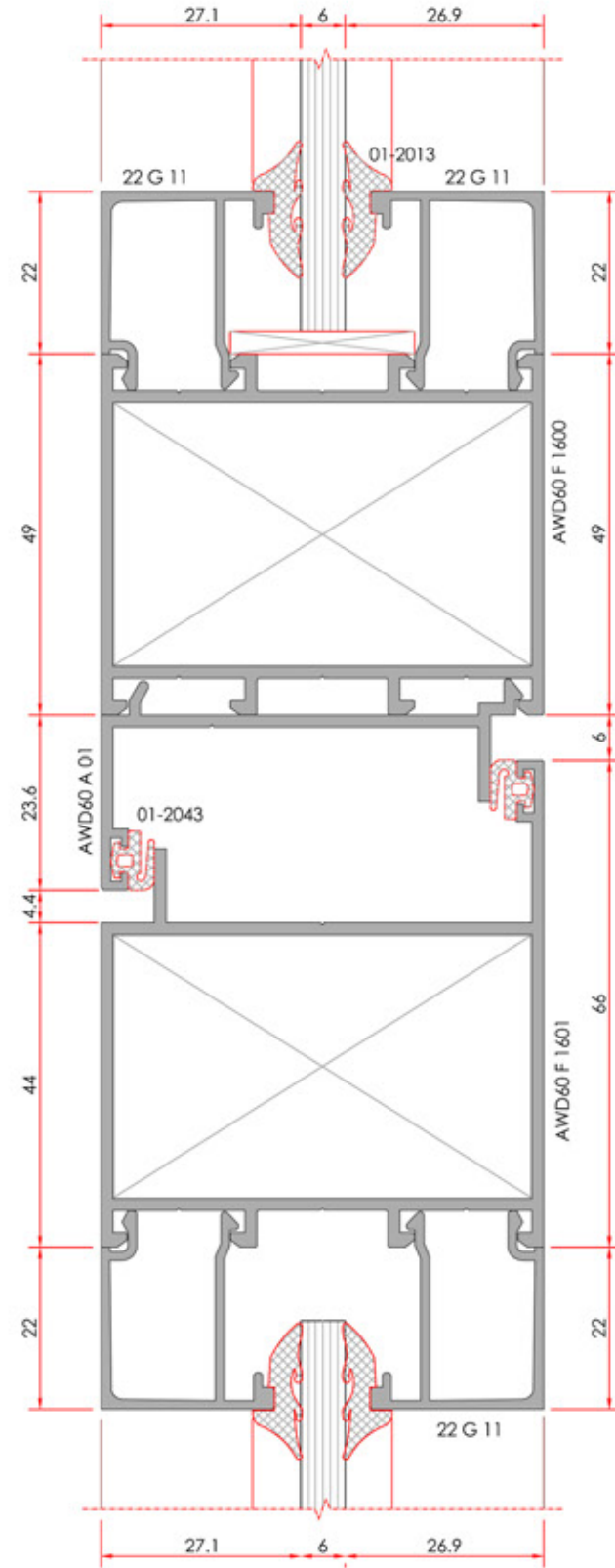
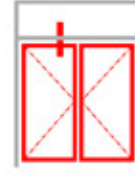


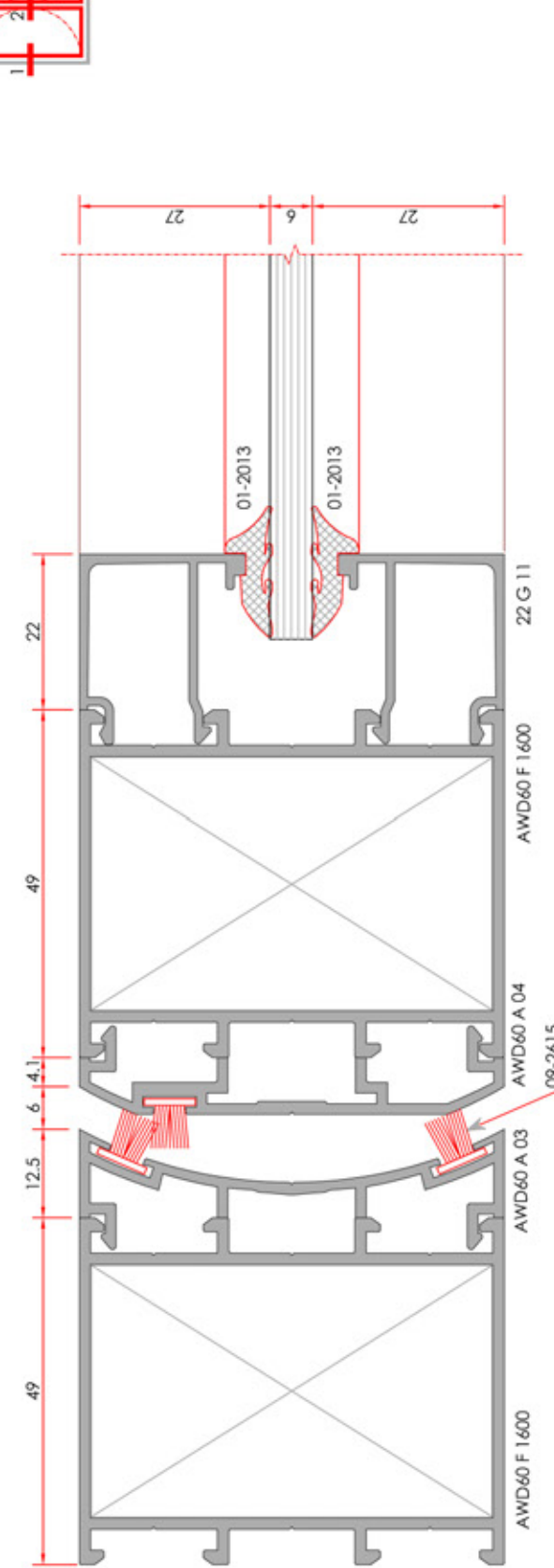
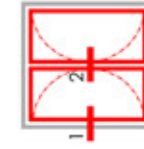
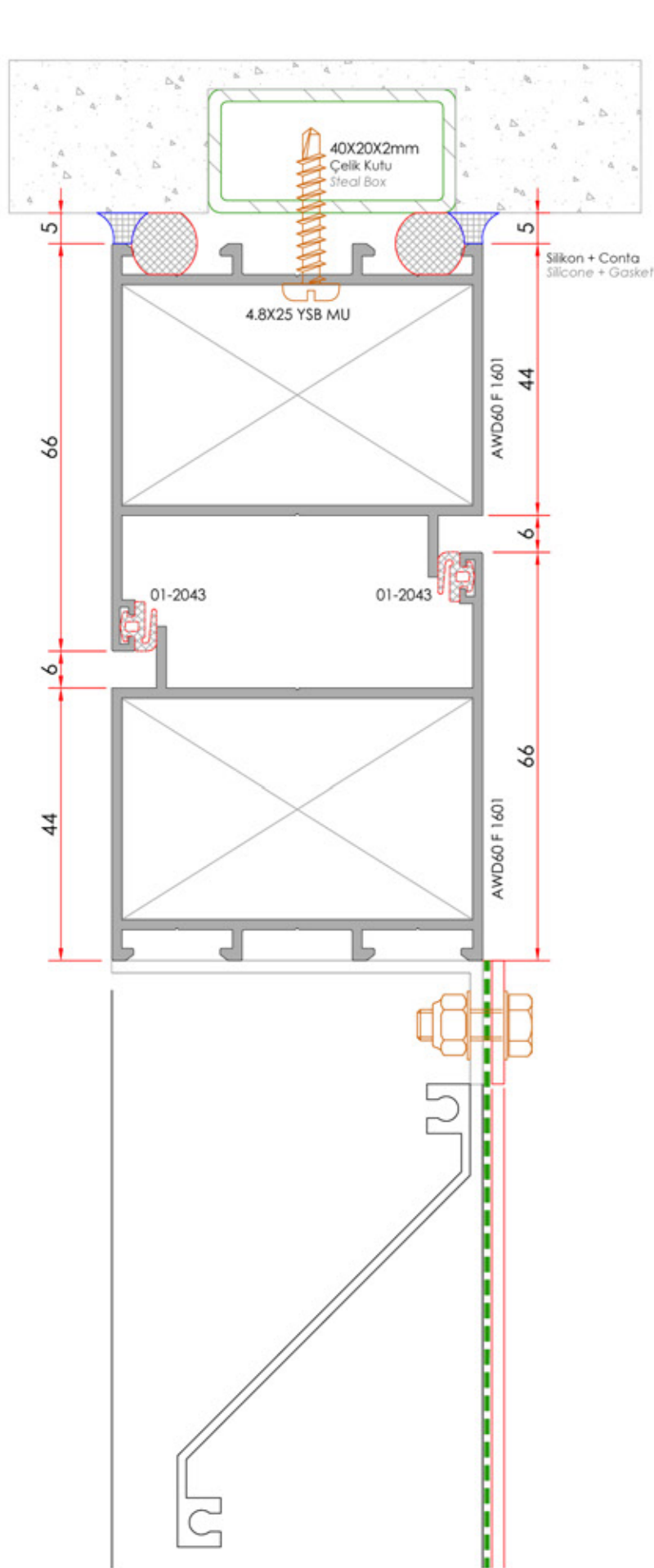


1

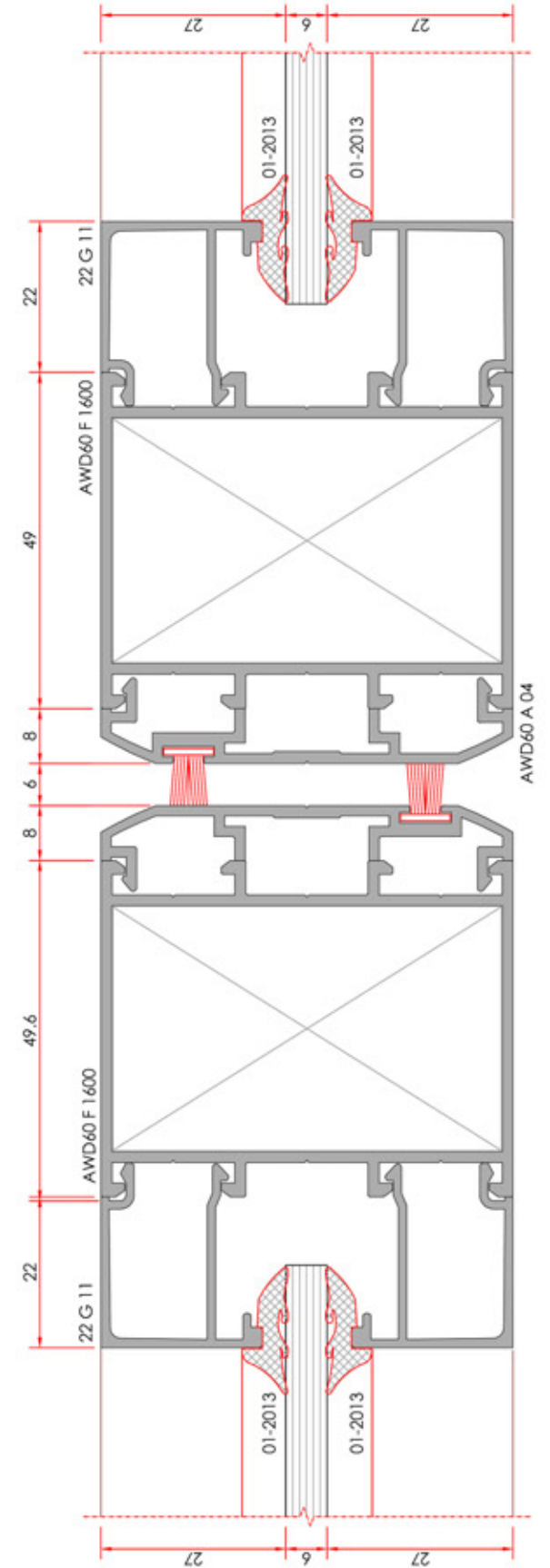


2

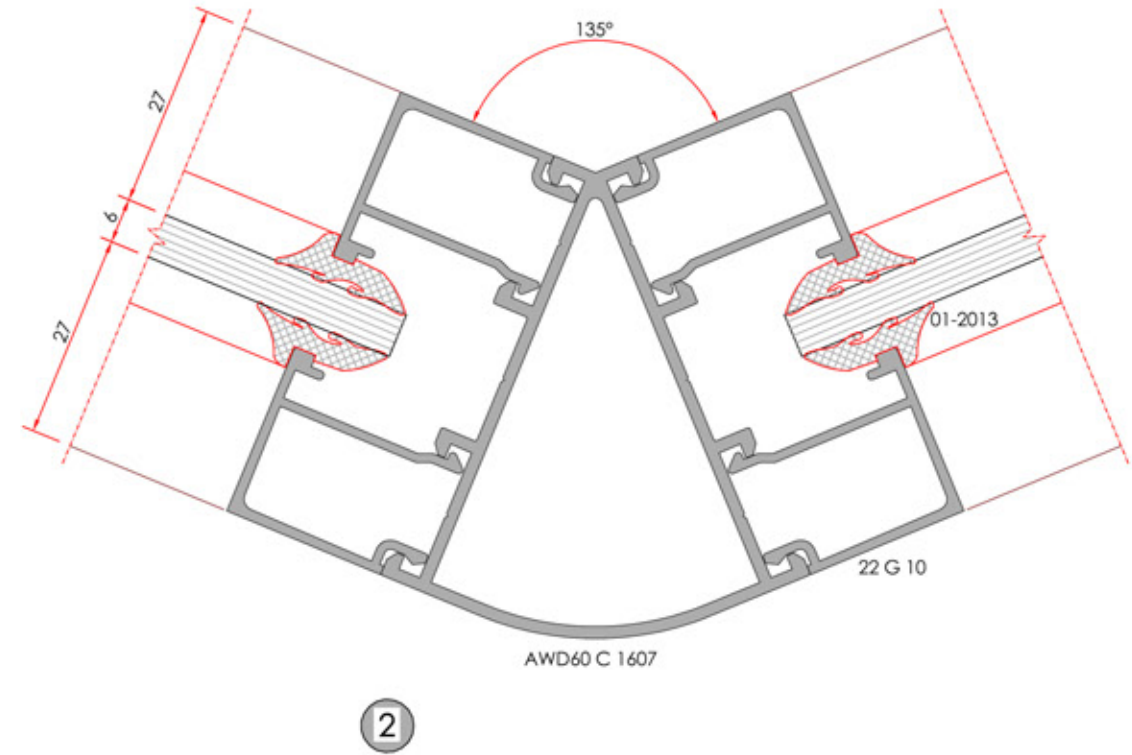
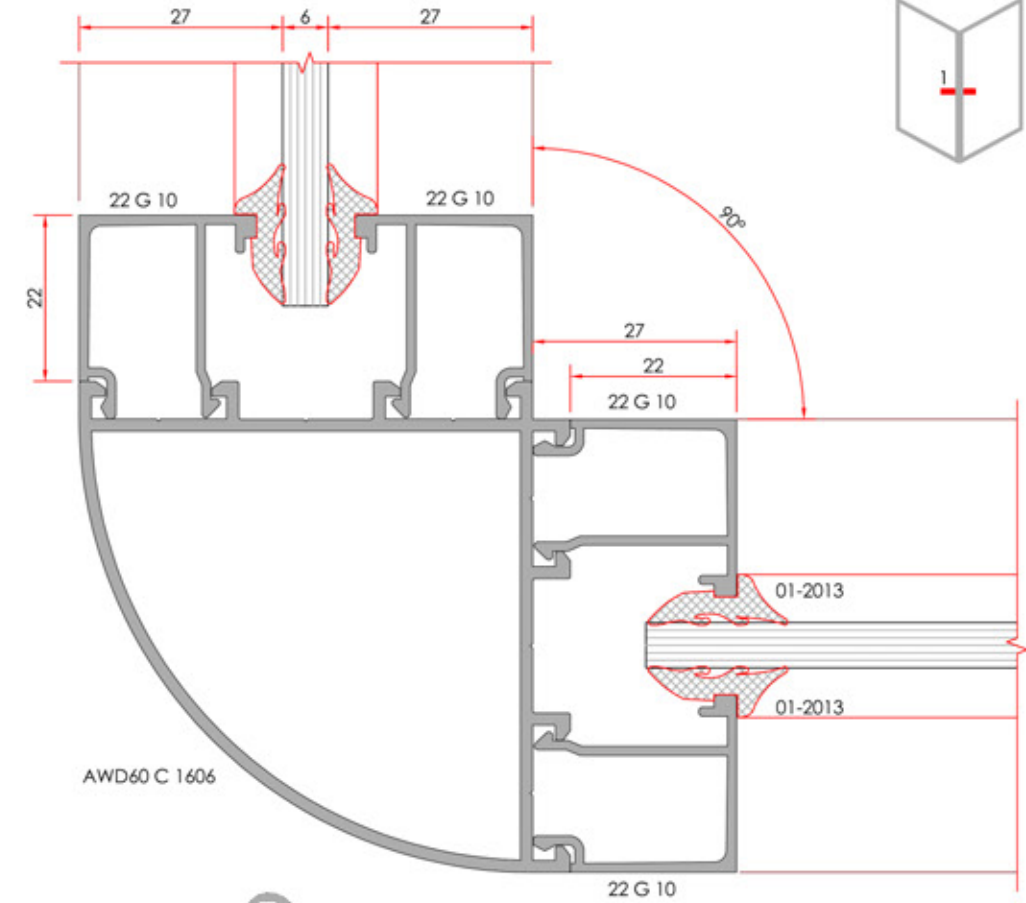
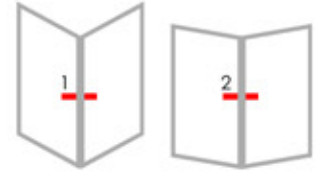
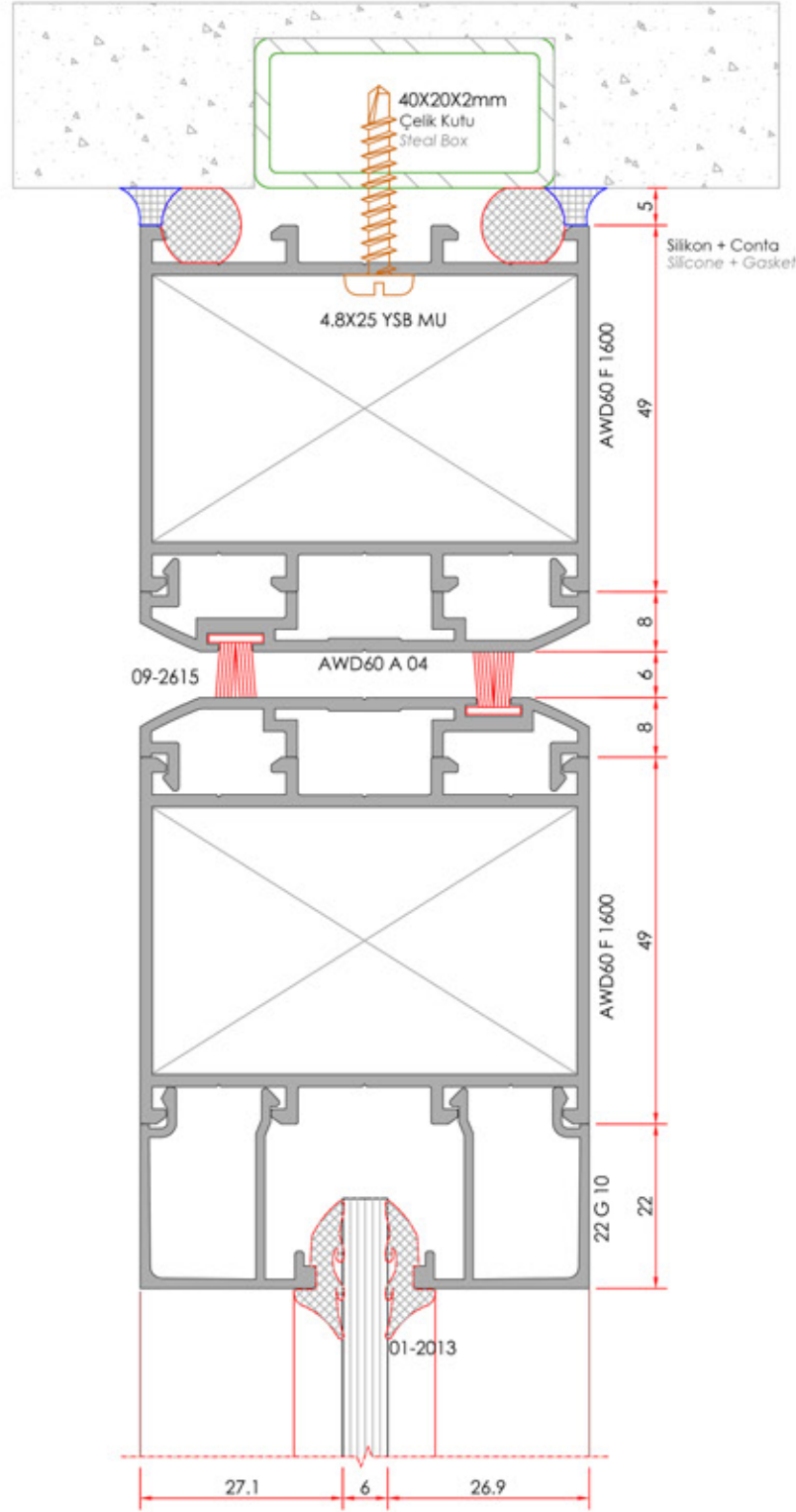




1



2



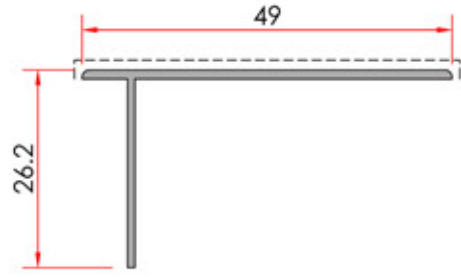


ALCAS®

ALCAS®

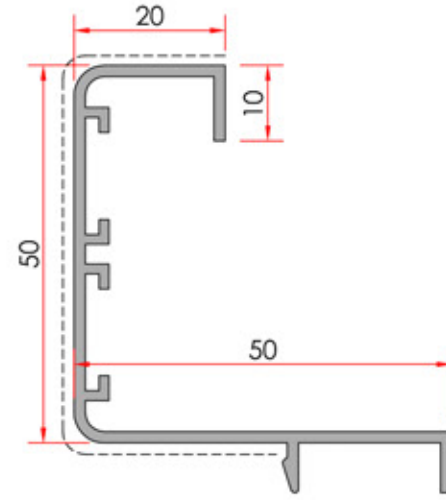


» GENERAL PROFILES & ACCESSORIES
GENEL PROFİLLER VE AKSESUARLAR



Sill Profile - T
Pervaz-T-Profili

System Code	Profile No	Weight kg/m
2815	2815	0.232



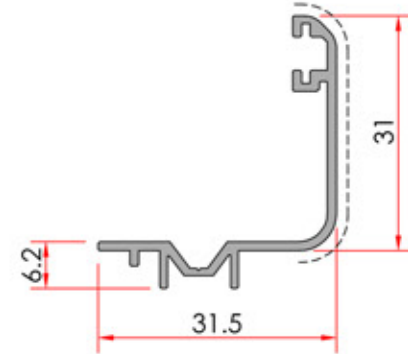
Window Sill
Pervaz Profili

System Code	Profile No	Weight kg/m
AW50 A 11	1237	0.668



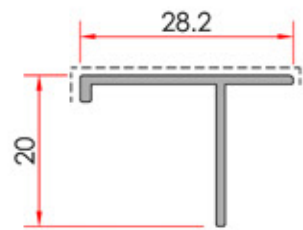
Sill Profile - T
Pervaz-T-Profili

System Code	Profile No	Weight kg/m
4284	4284	0.239



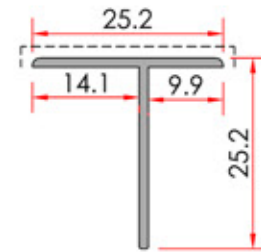
Window Sill
Pervaz Profili

System Code	Profile No	Weight kg/m
AS50 A 06	1428	0.308



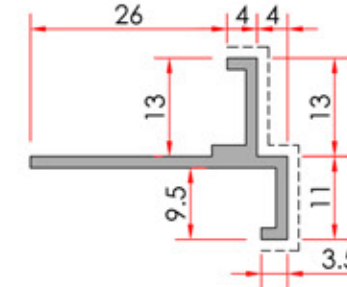
Sill Profile - T
Pervaz-T-Profili

System Code	Profile No	Weight kg/m
2844	2844	0.166



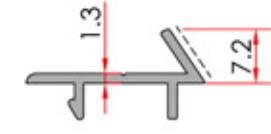
Sill Profile - T
Pervaz-T-Profili

System Code	Profile No	Weight kg/m
1874	1874	0.161



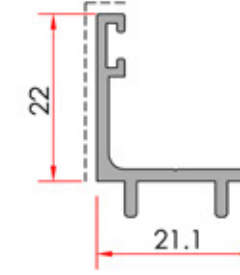
Sill Profile - T
Pervaz-T-Profili

System Code	Profile No	Weight kg/m
2147	2147	0.274



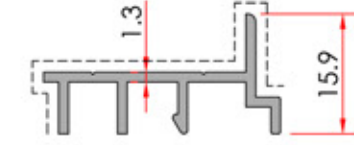
Corner Cleat
İlave Kulak

System Code	Profile No	Weight kg/m
AS50 A 01	1318	0.143



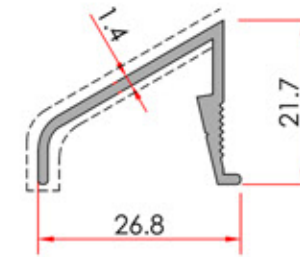
Corner Cleat
İlave Kulak

System Code	Profile No	Weight kg/m
AWD 60 A 05	1610	0.244



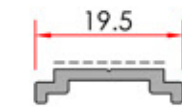
Outward Opening Fixed Adapter
Dışa Açılır Sabit Adaptör

System Code	Profile No	Weight kg/m
AW50 A 08	1317	0.241



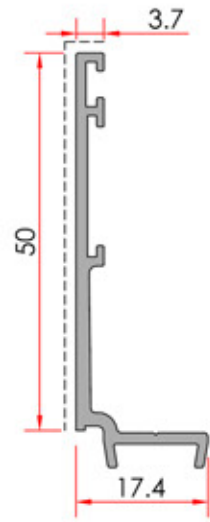
Dropper
Damlalık

System Code	Profile No	Weight kg/m
AW50 A 09	1321	0.234



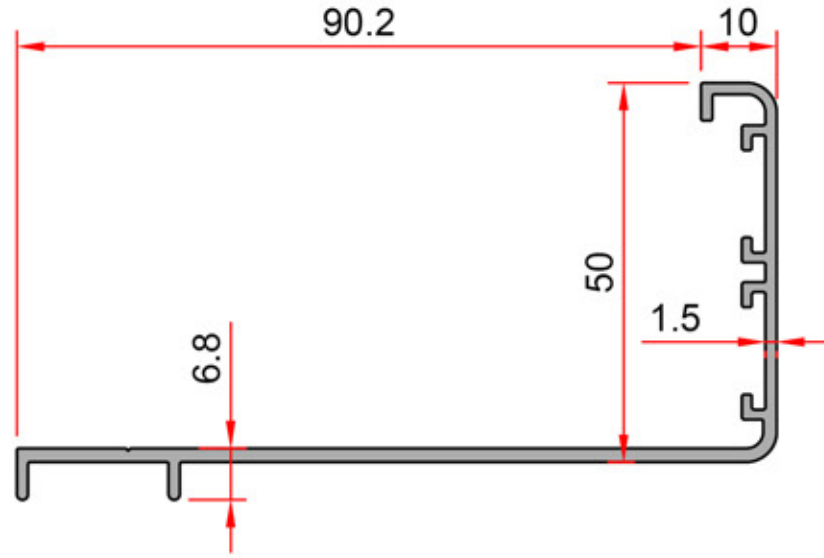
Stem
Tij

System Code	Profile No	Weight kg/m
AW50 A 10	1375	0.106



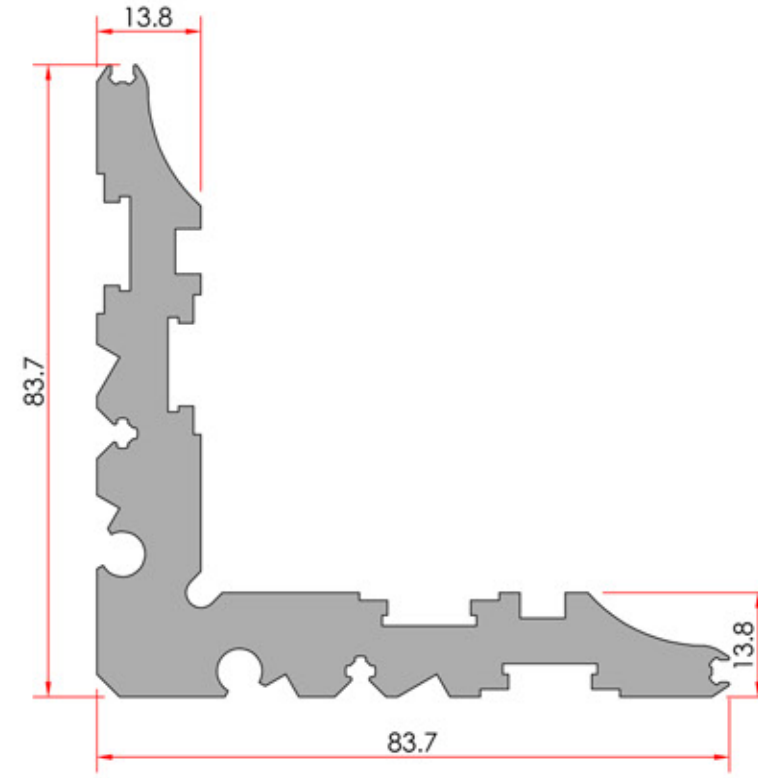
Window Sill
Pervaz Profili

System Code	Profile No	Weight kg/m
AW50 A 12	1359	0.362



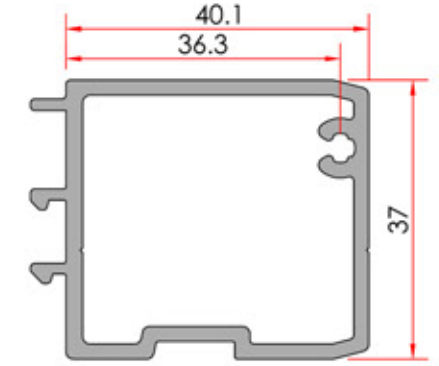
Window Sill
Pervaz Profili

System Code	Profile No	Weight kg/m
4288	4288	0.860



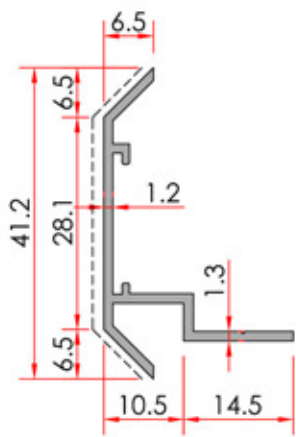
Corner Cleat
Köşe Takozu

System Code	Profile No	Weight kg/m
1328	1328	3.977



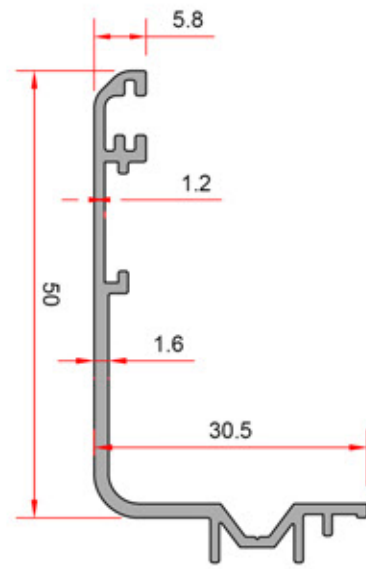
Transom Connection
Orta Kayıt Bağlantı

System Code	Profile No	Weight kg/m
1625	1625	0.974



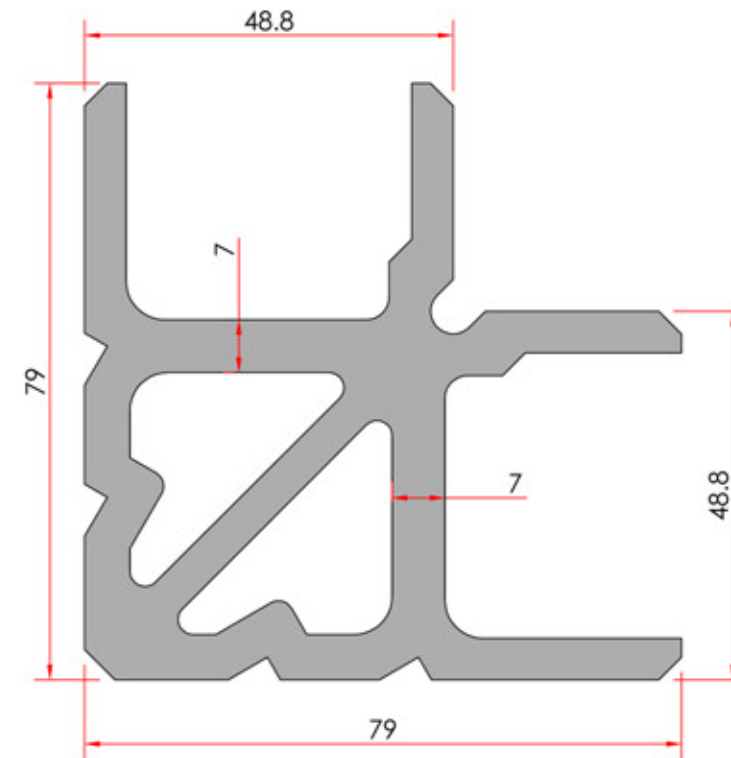
Window Sill
Pervaz Profili

System Code	Profile No	Weight kg/m
AW50 A 13	1458	0.268



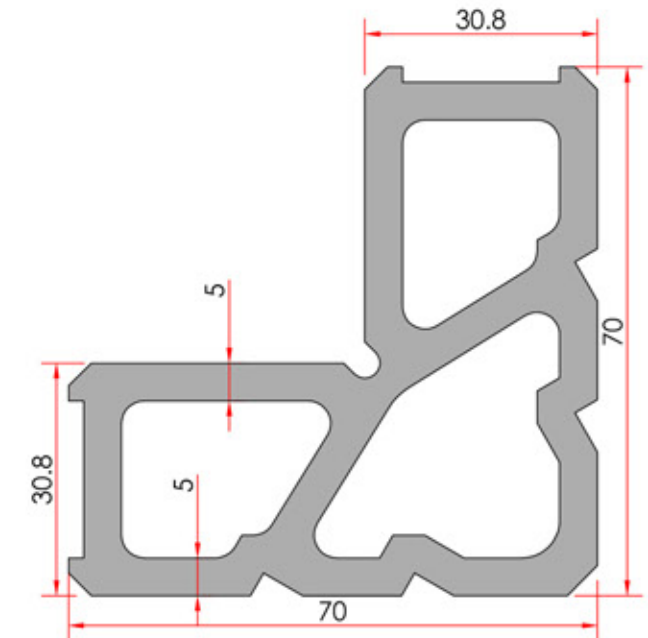
Window Sill
Pervaz Profili

System Code	Profile No	Weight kg/m
1443	1443	0.407



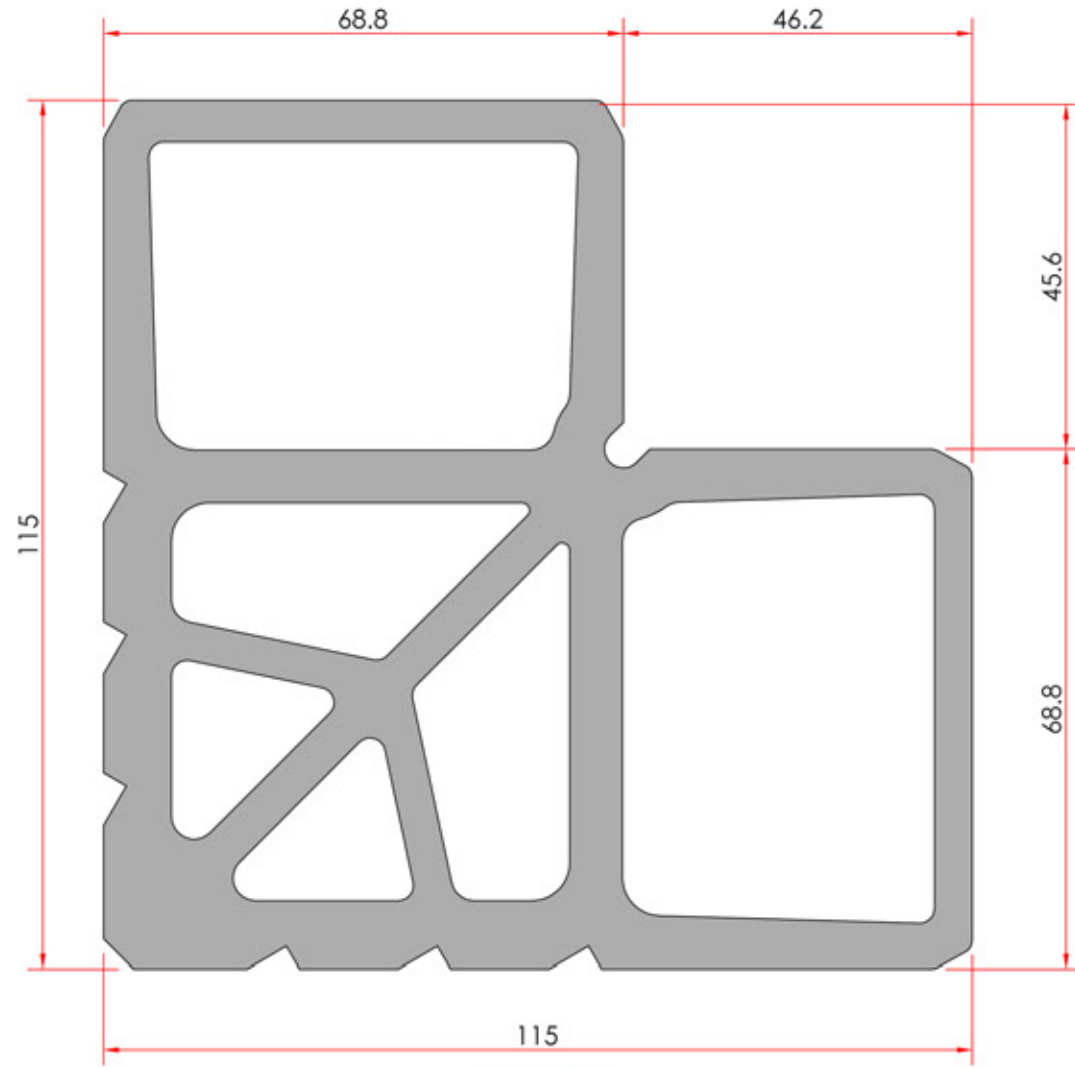
Corner Cleat
Köşe Takozu

System Code	Profile No	Weight kg/m
1963	1963	5.752

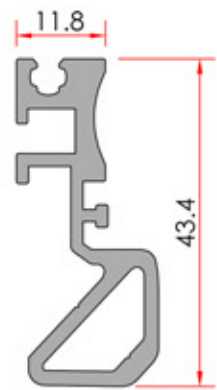


Corner Cleat
Köşe Takozu

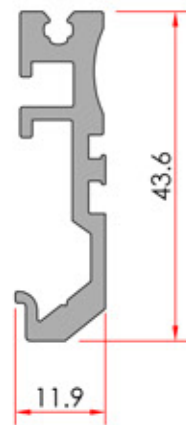
System Code	Profile No	Weight kg/m
1329	1329	4.388

Corner Cleat
Köşe Takozu

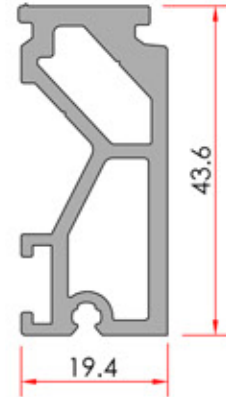
System Code	Profile No	Weight kg/m
1327	1327	12.201

Corner Cleat
Köşe Takozu

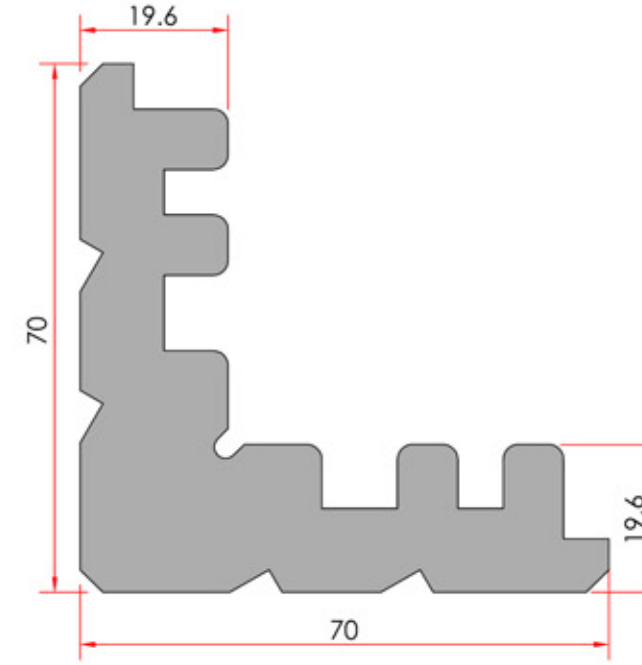
System Code	Profile No	Weight kg/m
1905	1905	0.717

Meeting Rail Connection
Orta Kayıt Bağlantı

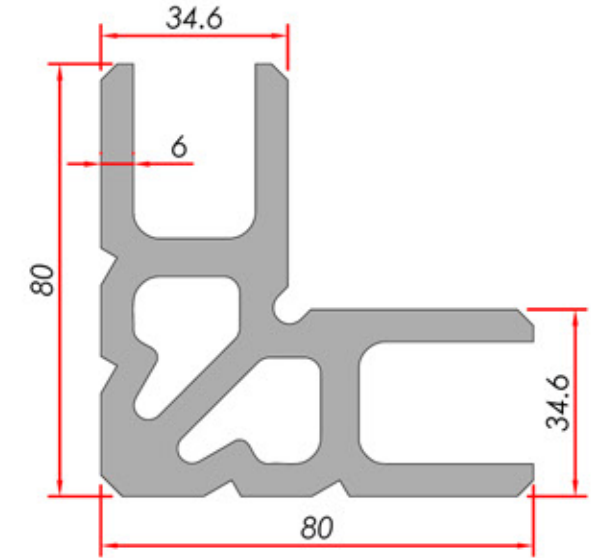
System Code	Profile No	Weight kg/m
1323	1323	0.613

Meeting Rail Connection
Orta Kayıt Bağlantı

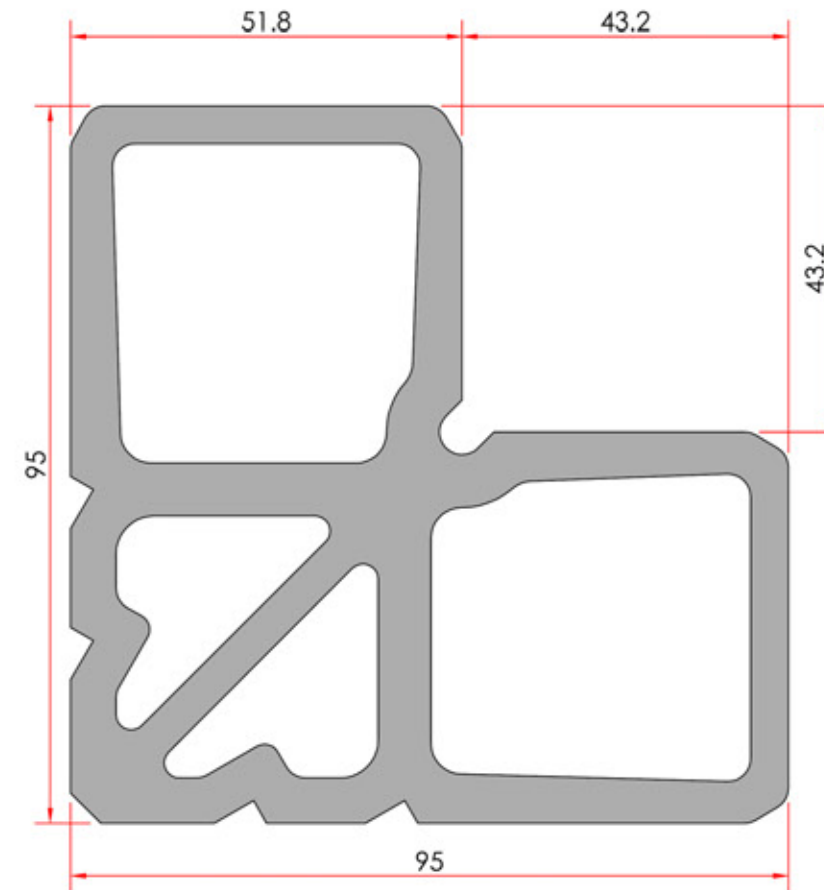
System Code	Profile No	Weight kg/m
1324	1324	1.011

Corner Cleat
Köşe Takozu

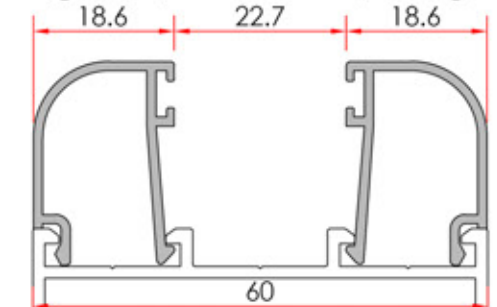
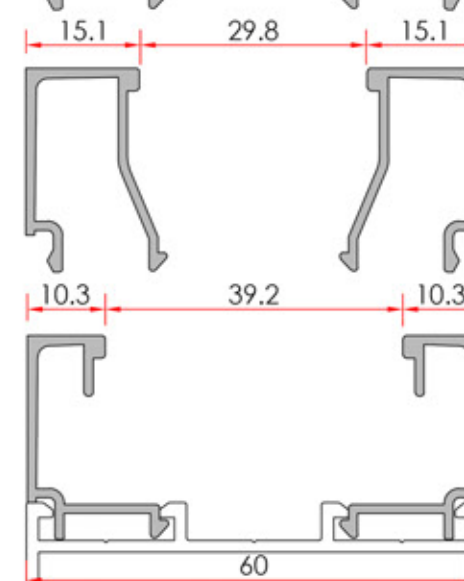
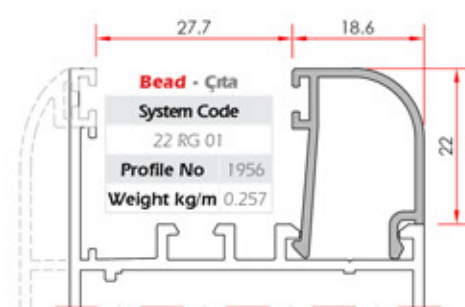
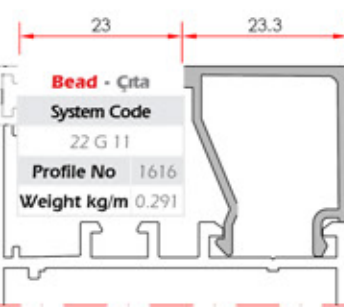
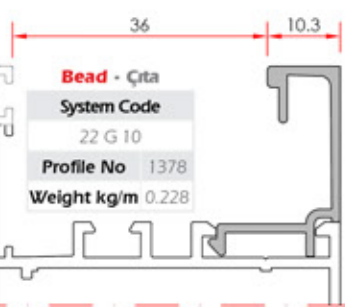
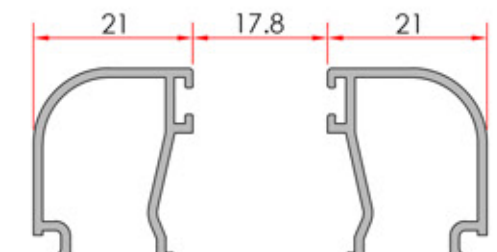
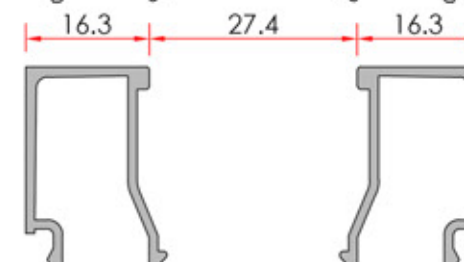
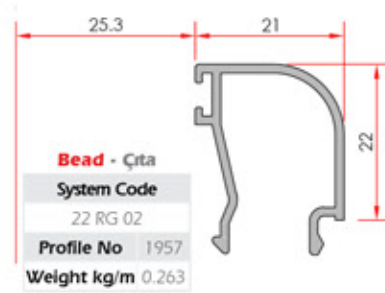
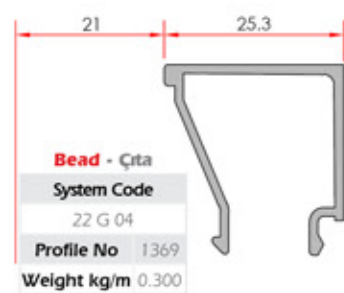
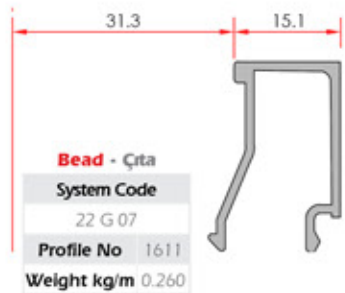
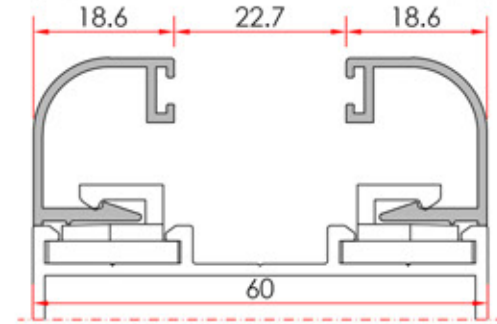
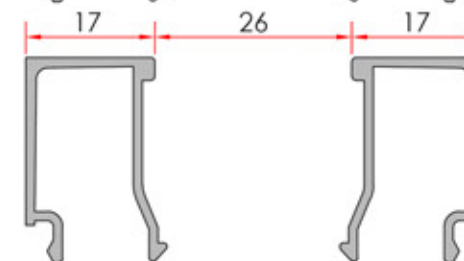
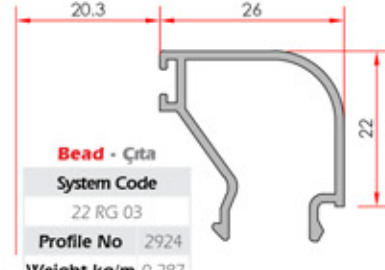
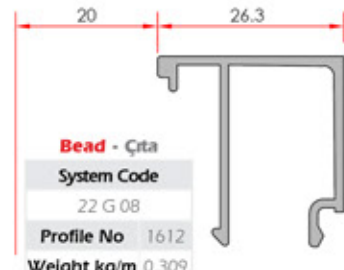
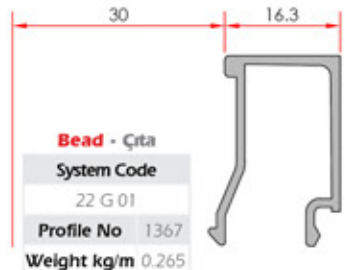
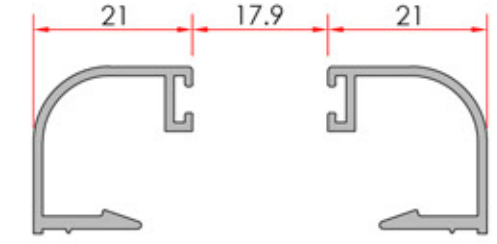
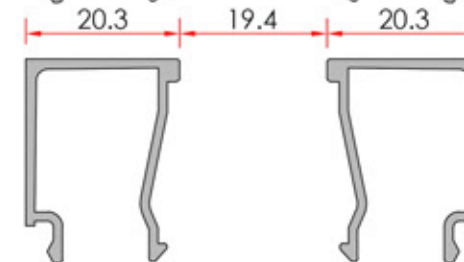
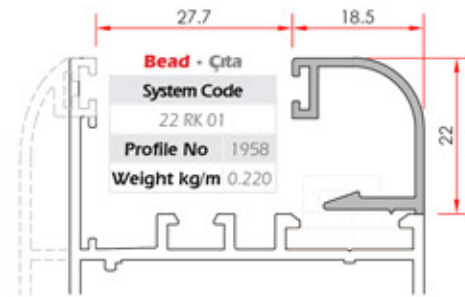
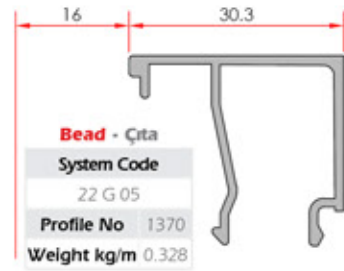
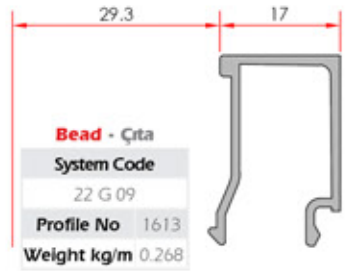
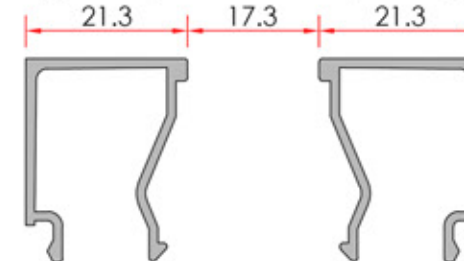
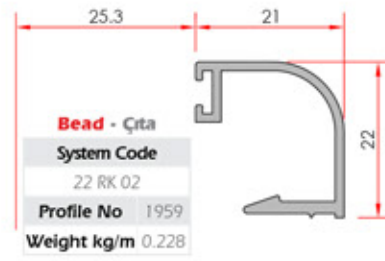
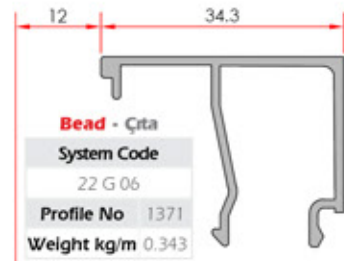
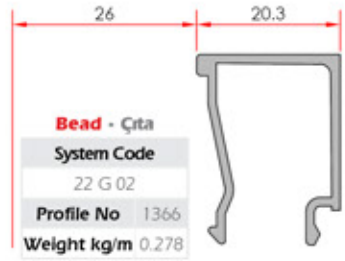
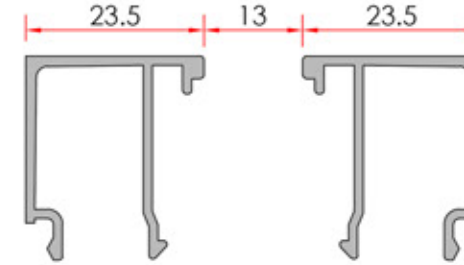
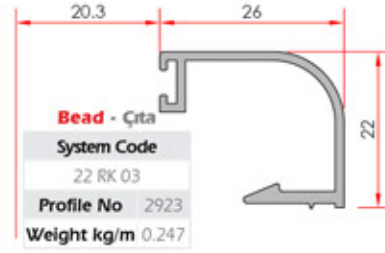
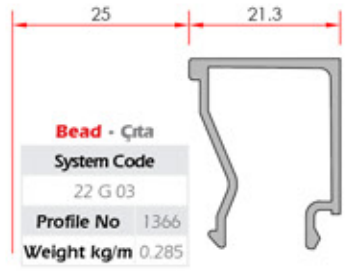
System Code	Profile No	Weight kg/m
1730	1730	5.210










Corner Cleat
Köşe Takozu



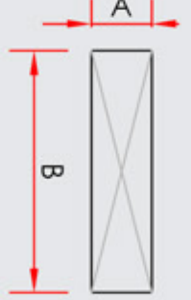




System Code	Profile No	Weight kg/m
1618	1618	5.853








Corner Cleat
Köşe Takozu








System Code	Profile No	Weight kg/m
1330	1330	8.130



CODE / KOD	ACCESSORIES / AKSESUAR	DESCRIPTION / AÇIKLAMA
01-2005		5 mm Gasket 5 mm Conta 235 mt Koli / Packing
01-2013		3 mm Gasket 3 mm Conta 300 mt Koli / Packing
01-2023		3 mm Gasket 3 mm Conta 375 mt Koli / Packing
01-2027		5.5 mm Gasket 5.5 mm Conta 230 mt Koli / Packing
01-2033		3 mm Gasket 3 mm Bini Conta 375 mt Koli / Packing
01-2043		3 mm Gasket 3 mm Bini Conta 325 mt Koli / Packing
01-2100		Gasket Orta Yalıtım Filti 125-132 mt Koli / Packing
03-2003		Volcanised Gasket Köşe Kaynaklı Filti Pieces / Adet
03-2006		Drainage Caps Tahliye Kapağı Pieces / Adet

CODE / KOD	ACCESSORIES / AKSESUAR	DESCRIPTION / AÇIKLAMA																								
03-2007		Glazing Bead Clips Cam Çıtası Klipsi Package / Paket 50 Pieces / Adet																								
03-2010 03-2011 03-2012		Plastic Plug 12 mm Montaj Tapası 12 mm 03-2010 White / Beyaz 03-2011 Gray / Gri 03-2012 Brown / Kahverengi																								
03-2082 03-2084 03-2002 03-2203 03-2205 03-2252 03-2253 02-2255 02-2282 02-2283 02-2285	<table border="1"> <thead> <tr> <th>A</th> <th>B</th> </tr> </thead> <tbody> <tr><td>2</td><td>8</td></tr> <tr><td>4</td><td>8</td></tr> <tr><td>2</td><td>20</td></tr> <tr><td>3</td><td>20</td></tr> <tr><td>5</td><td>20</td></tr> <tr><td>2</td><td>25</td></tr> <tr><td>3</td><td>25</td></tr> <tr><td>5</td><td>25</td></tr> <tr><td>2</td><td>28</td></tr> <tr><td>3</td><td>28</td></tr> <tr><td>5</td><td>28</td></tr> </tbody> </table> 	A	B	2	8	4	8	2	20	3	20	5	20	2	25	3	25	5	25	2	28	3	28	5	28	PVC Glazing Cleat Plastik Cam Takozu
A	B																									
2	8																									
4	8																									
2	20																									
3	20																									
5	20																									
2	25																									
3	25																									
5	25																									
2	28																									
3	28																									
5	28																									
05-1003		Part Locking Ayarlı İspanyollet Karşılığı Pieces / Adet																								
06-1300		Locking Plate Dilli Kilit Karşılığı Pieces / Adet																								
06-1301		Locking Plate Makaralı Kilit Karşılığı Pieces / Adet																								
06-1302		Handle Locking Dilli Kilit Karşılığı Pieces / Adet																								

CODE / KOD	ACCESSORIES / AKSESUAR	DESCRIPTION / AÇIKLAMA
06-1303		Handle Locking Makaralı Kilit Karşılığı Pieces / Adet
06-1304		Fixing Locking Kilit Altı Pieces / Adet
09-1000 09-1001 09-1002 09-1003 09-1004		Hinges Pencere Menteşesi Nat. Eloksoal White / Beyaz Brown / Kahverengi Raw / Ham Special / Özel Renk
09-1010 09-1011 09-1012 09-1013 09-1014		Hinge For Aluminium Canal Pencere Menteşesi (Alüminyum kanal için) 09-1010 Anodized / Eloksoal 09-1011 White / Beyaz 09-1012 Brown / Kahverengi 09-1013 Raw / Ham 09-1014 Special / Özel Renk
09-1020 09-1021 09-1022 09-1023 09-1024		Hinge For PVC Canal Pencere Menteşesi (PVC kanal için) 09-1020 Anodized / Eloksoal 09-1021 White / Beyaz 09-1022 Brown / Kahverengi 09-1023 Raw / Ham 09-1024 Special / Özel Renk
09-1030 09-1031 09-1032		Steel Middle Hinge For Pvc Canal Çelik Orta Menteşe (PVC kanal için) 09-1030 Gray / Gri 09-1031 White / Beyaz 09-1032 Brown / Kahverengi
09-1035 09-1036 09-1037		Steel Top Hinge For Pvc Canal PVC Kanal İçin Çelik Üst Menteşe 09-1035 Gray / Gri 09-1036 White / Beyaz 09-1037 Brown / Kahverengi

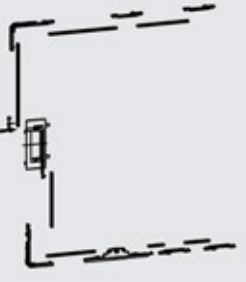


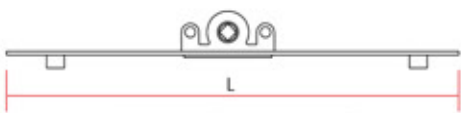
CODE / KOD	ACCESSORIES / AKSESUAR	DESCRIPTION / AÇIKLAMA
09-1040 09-1041 09-1042		Steel Bottom Hinge For Pvc Canal PVC Kanal İçin Çelik Alt Menteşe 09-1040 Gray / Gri 09-1041 White / Beyaz 09-1042 Brown / Kahverengi
09-1100 09-1101 09-1102 09-1103 09-1104		Door Hinges Kapi Menteşesi 09-1100 Anodized / Eloksoal 09-1101 White / Beyaz 09-1102 Brown / Kahverengi 09-1103 Raw / Ham 09-1104 Special / Özel Renk
09-1110 09-1111 09-1112 09-1113 09-1114		Door Hinge Plate Kapi Menteşesi Beslemesi 09-1110 Anodized / Eloksoal 09-1111 White / Beyaz 09-1112 Brown / Kahverengi 09-1113 Raw / Ham 09-1114 Special / Özel Renk
09-1120 09-1121 09-1122 09-1123 09-1124		Door Hinges Kapi Menteşesi 09-1120 Anodized / Eloksoal 09-1121 White / Beyaz 09-1122 Brown / Kahverengi 09-1123 Raw / Ham 09-1124 Special / Özel Renk
09-1140 09-1141 09-1142 09-1143 09-1144		Hinge Pivot For AW50-AWR57 AW50-AWR57 Pivot Menteşe Anodized / Eloksoal White / Beyaz Brown / Kahverengi Raw / Ham Special / Özel Renk
09-1150 09-1151 09-1152 09-1153 09-1154		33 Nr. Alu. Door Hinge 33 Nr. Alüminyum Çarpma Kapi Menteşe Anodized / Eloksoal White / Beyaz Brown / Kahverengi Raw / Ham Special / Özel Renk
09-1160 09-1161 09-1162 09-1163 09-1164		36 Nr. Alu. Door Hinge 36 Nr. Alüminyum Çarpma Kapi Menteşe Anodized / Eloksoal White / Beyaz Brown / Kahverengi Raw / Ham Special / Özel Renk

CODE / KOD	ACCESSORIES / AKSESUAR	DESCRIPTION / AÇIKLAMA
09-1500 09-1501 09-1502 09-1503 09-1504		Window Handle (Cremone) Eksantrik İspanyolet Kolu 09-1500 Anodized / Eloksal 09-1501 White / Beyaz 09-1502 Brown / Kahverengi 09-1503 Raw / Ham 09-2704 Special / Özel Renk
09-1520 09-1521 09-1522 09-1523 09-1524		Window Handle Pencere Kolu 09-1520 Anodized / Eloksal 09-1521 White / Beyaz 09-1522 Brown / Kahverengi 09-1523 Raw / Ham 09-1524 Special / Özel Renk
09-1560 09-1561 09-1562 09-1563 09-1564		Door Handle Kapı Kolu 09-1560 Anodized / Eloksal 09-1561 White / Beyaz 09-1562 Brown / Kahverengi 09-1563 Raw / Ham 09-1564 Special / Özel Renk
09-1570 09-1571 09-1572 09-1573 09-1574		Door Handle Kapı Kolu 09-1570 Anodized / Eloksal 09-1571 White / Beyaz 09-1572 Brown / Kahverengi 09-1573 Raw / Ham 09-1574 Special / Özel Renk
09-2020 09-2025 09-2030 09-2035 09-2040 09-2045	 A KOD 20 mm 09-2020 25 mm 09-2025 30 mm 09-2030 35 mm 09-2035 40 mm 09-2040 45 mm 09-2045 Dilli Kilit	Lack With Latch Dilli Kilit Pieces / Adet
09-2030 09-2035	 A A 30 mm A 35 mm	Lock / Dilli Kilit Pieces / Adet A 30 mm A 35 mm

CODE / KOD	ACCESSORIES / AKSESUAR	DESCRIPTION / AÇIKLAMA
09-2070	 2285 1060	Kendinden Tijli Alüminyum Kapı İspanyoleti Kol yüksekliği : 1050 mm Barel aksı : 35 mm Pieces / Adet
09-2080		Marka : Kale Totos Alüminyum Kapı İspanyolet Mekanizması Kol yüksekliği : Ayarlanabilir Barel aksı : 35 mm Pieces / Adet
09-2220 09-2225 09-2230 09-2235 09-2240 09-2245	 A KOD 20 mm 09-2220 25 mm 09-2225 30 mm 09-2230 35 mm 09-2235 40 mm 09-2240 45 mm 09-2245	Lock With Roller Makaralı Dilli Kilit Pieces / Adet
09-2230 09-2235	 A A 30 mm A 35 mm	Lock With Roller Makaralı Kilit Pieces / Adet A 30 mm A 35 mm
09-2400		Spring Catch Çarpma Kilit Pieces / Adet

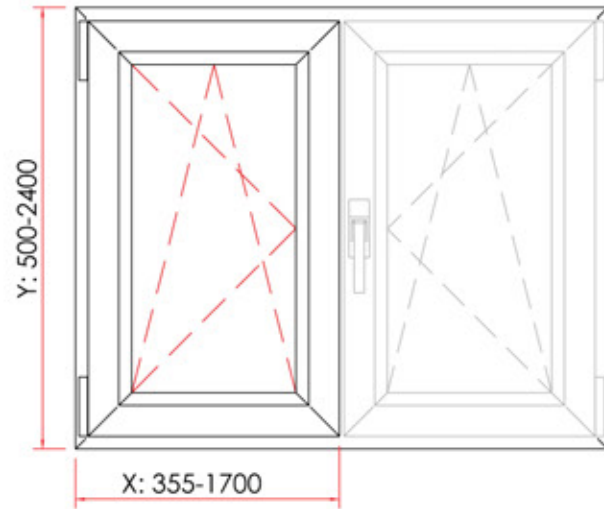
CODE / KOD	ACCESSORIES / AKSESUAR	DESCRIPTION / AÇIKLAMA
09-2540	 25 Yarım Barel	Lock Half Cylinder Yarım Barel Pieces / Adet
09-2580	 35 10 35 80	St. Steel Vent Opening Mechanism Vasistas Makas Paslanmaz Pieces / Adet
09-2575 09-2585 09-2590	 A B KOD A B 09-1475 75 mm 40 mm 09-1485 85 mm 50 mm 09-1490 90 mm 55 mm	Lock Cylinder Asimetrik Barel Pieces / Adet
09-2604	 4.8 mm Köşe Gönye	4.8 mm Alignment Corner 4.8 mm Köşe Gönye Pieces / Adet
09-2609	 9.3 mm Köşe Gönye	9.3 mm alignment corner 9.3 mm Köşe Gönye Pieces / Adet
09-2613	 13.2 mm Köşe Gönye	13.2 mm alignment corner 13.2 mm Köşe Gönye Pieces / Adet
09-2615	 18.2 mm Köşe Gönye	18.2 mm Alignment Corner 18.2 mm Köşe Gönye Pieces / Adet
09-2618	 18.2 mm Köşe Gönye	18.2 mm Alignment Corner 18.2 mm Köşe Gönye Pieces / Adet
09-2700	 İspanyolet Pimi Seti	Locking port İspanyolet Pimi Seti Pieces / Adet

CODE / KOD	ACCESSORIES / AKSESUAR	DESCRIPTION / AÇIKLAMA
09-2701		Corner Connection İspanyolet Köşe Aktarma Pieces / Adet
09-2702		Supporting Latch Çift Kanat Sürgü Pieces / Adet
09-2703		Supporting Latch (Short) Çift Kanat Sürgü (Kısa) Pieces / Adet
09-2704		Strip Brush Kapı Altı Fırçası Pieces / Adet
09-2855	 5.5 5.5 Kıl Fıtl Meter / Metre	5.5 Gasket 5.5 Kıl Fıtl Meter / Metre
09-3100		Aluminium Awning Window Arm Vasistas Makas - Alüminyum Pieces / Adet
09-3101		Stainless Awning Window Arm Vasistas Makas - Paslanmaz Pieces / Adet

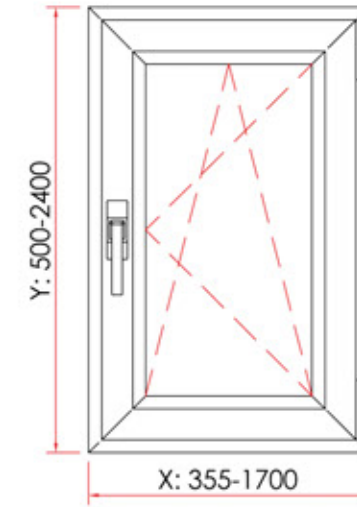
CODE / KOD	ACCESSORIES / AKSESUAR	DESCRIPTION / AÇIKLAMA																				
09-5070		Horizontal Pivot Yatay Pivot																				
09-5071		Vertical Pivot Düsey Pivot																				
09-5072		Pivot Handle İspanyolet Pivot Kol																				
09-5073 09-5074 09-5075 09-5076 09-5077 09-5078 09-5079 09-5080 09-5081	 <table border="1"> <thead> <tr> <th>L</th> <th>CODE / KODE</th> </tr> </thead> <tbody> <tr><td>400</td><td>09-5073</td></tr> <tr><td>600</td><td>09-5074</td></tr> <tr><td>800</td><td>09-5075</td></tr> <tr><td>1000</td><td>09-5076</td></tr> <tr><td>1200</td><td>09-5077</td></tr> <tr><td>1400</td><td>09-5078</td></tr> <tr><td>1600</td><td>09-5079</td></tr> <tr><td>1800</td><td>09-5080</td></tr> <tr><td>2000</td><td>09-5081</td></tr> </tbody> </table>	L	CODE / KODE	400	09-5073	600	09-5074	800	09-5075	1000	09-5076	1200	09-5077	1400	09-5078	1600	09-5079	1800	09-5080	2000	09-5081	
L	CODE / KODE																					
400	09-5073																					
600	09-5074																					
800	09-5075																					
1000	09-5076																					
1200	09-5077																					
1400	09-5078																					
1600	09-5079																					
1800	09-5080																					
2000	09-5081																					



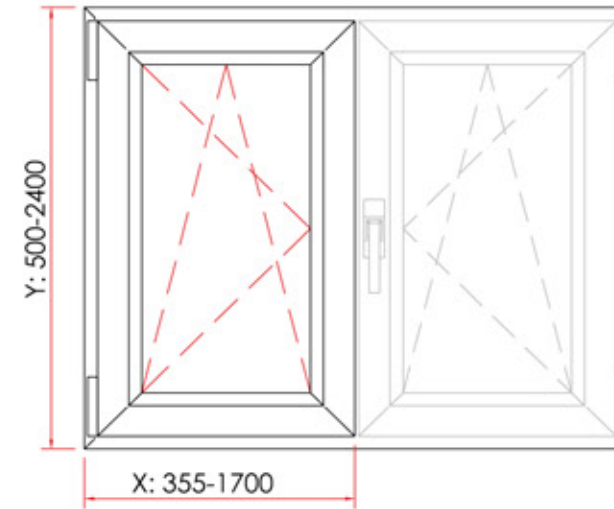
ALUMINIUM DOUBLE OPENING MECHANISM ALÜMİNYUM ÇİFT AÇILIM MEKANİZMASI					
SIZE / ÖLÇÜLER	WIDTH / GENİŞLİK				
HEIGHT / YÜKSEKLİK	410-700	701-1000	1001-1200	1201-1350	1351-1700
500 - 1200	09-5000	09-5001	09-5002	09-5003	09-5004
1201 - 2400	09-5005	09-5006	09-5007	09-5008	09-5009



TILT-TURN WINDOWS FOR ALUMINIUM ALÜMİNYUM ÇİFT KANAT ÇİFT AÇILIM MEKANİZMASI					
SIZE / ÖLÇÜLER	WIDTH / GENİŞLİK				
HEIGHT / YÜKSEKLİK	410-700	701-1000	1001-1200	1201-1350	1351-1700
500-1200	09-5250	09-5251	09-5252	09-5253	09-5254
1201-2400	09-5255	09-5256	09-5257	09-5258	09-5259



TILT-TURN WINDOWS FOR PVC / PVC ÇİFT AÇILIM MEKANİZMASI						
SIZE / ÖLÇÜLER	WIDTH / GENİŞLİK					
HEIGHT / YÜKSEKLİK	401-500	501-750	751-950	951-1200	1201-1450	1451-1600
450 - 590	09-5100	09-5101	09-5102	09-5103	09-5104	09-5105
591 - 750	09-5106	09-5107	09-5108	09-5109	09-5110	09-5111
751-1200	09-5112	09-5113	09-5114	09-5115	09-5116	09-5117
1201-1450	09-5118	09-5119	09-5120	09-5121	09-5122	09-5123
1451-1950	09-5124	09-5125	09-5126	09-5127	09-5128	09-5129
1951-2450	09-5130	09-5131	09-5132	09-5133	09-5134	09-5135



TILT-TURN WINDOWS FOR PVC PVC ÇİFT KANAT ÇİFT AÇILIM MEKANİZMASI				
SIZE / ÖLÇÜLER	WIDTH / GENİŞLİK			
HEIGHT / YÜKSEKLİK	280-750	751-950	951-1200	1201-1600
470-720	09-5140	09-5141	09-5142	09-5143
721-850	09-5144	09-5145	09-5146	09-5147
851-1100	09-5148	09-5149	09-5150	09-5151
1101-1350	09-5152	09-5153	09-5154	09-5155
1351-1600	09-5156	09-5157	09-5158	09-5159
1601-1850	09-5160	09-5161	09-5162	09-5163
1851-2100	09-5164	09-5165	09-5166	09-5167
2101-2350	09-5168	09-5169	09-5170	09-5171

ALUMINIUM PARALLEL SLIDE & TILT 130 KG ALÜMİNYUM PARALEL ÇEK SÜR 130 KG					
SIZE / ÖLÇÜLER	WIDTH / GENİŞLİK				
HEIGHT / YÜKSEKLİK	600-850	851-1100	1001-1350	1351-1600	1601-1850
730-2400	09-5010	09-5011	09-5012	09-5013	---

ALUMINIUM PARALLEL SLIDE & TILT 150 KG ALÜMİNYUM PARALEL ÇEK SÜR 150 KG					
SIZE / ÖLÇÜLER	WIDTH / GENİŞLİK				
HEIGHT / YÜKSEKLİK	600-850	851-1100	1001-1350	1351-1600	1601-1850
895-1200	09-5014	09-5015	09-5016	09-5017	---
1200-2400	09-5018	09-5019	09-5020	09-5021	---

ALUMINIUM PARALLEL SLIDE & TILT 200 KG ALÜMİNYUM PARALEL ÇEK SÜR 200 KG					
SIZE / ÖLÇÜLER	WIDTH / GENİŞLİK				
HEIGHT / YÜKSEKLİK	600-850	851-1100	1001-1350	1351-1600	1601-1850
895-1200	09-5022	09-5023	09-5024	09-5025	09-5026
1200-2400	09-5027	09-5028	09-5029	09-5030	09-5031

ALUMINIUM FOLDING DOOR 80 KG / ALÜMİNYUM KATLANIR KAPI 80 KG			
	ŞEMA	RAY	RAY ÜSTTE
3 Kanat (2 Kanat Bir Yöne - 1 Kanat Ayrı)	321	3 mt	09-5051
3 Kanat (Tek Yöne Toplanır)	330	3 mt	09-5052
4 Kanat (3 Kanat Bir Yöne - 1 Kanat Ayrı)	431	4 mt	09-5053
5 Kanat (4 Kanat Bir Yöne - 1 Kanat Ayrı Yöne)	541	5 mt	09-5054
5 Kanat (3 Kanat Bir Yöne - 2 Kanat Ayrı Yöne)	532	5 mt	09-5055
5 Kanat (Tek Yöne Toplanır)	550	5 mt	09-5056
6 Kanat (3 Kanat Bir Yöne - 3 Kanat Ayrı Yöne)	633	6.7 mt	09-5057
6 Kanat (5 Kanat Bir Yöne - 1 Kanat Ayrı Yöne)	651	6.7 mt	09-5058
7 Kanat (4 Kanat Bir Yöne - 3 Kanat Ayrı Yöne)	743	6.7 mt	09-5059
7 Kanat (6 Kanat Bir Yöne - 1 Kanat Ayrı)	761	6.7 mt	09-5060
7 Kanat (Tek Yöne Toplanır)	770	6.7 mt	09-5061

ISO 9001 SERTİFİKASI



QUALICOAT SERTİFİKASI



QUALANOD SERTİFİKASI



IATF 16949 SERTİFİKASI



TSE HASSAS PROFİLLER BELGESİ



TSE YÜZEY İŞLEM BELGESİ



TSE İMALATI YETERLİLİK BELGESİ



ISO 14001



OHSAS 18001 BELGESİ



FABRİKA ÜRETİM UYGUNLUK



CE BELGESİ



GOST-R SERTİFİKASI



ALCAS®

ALUMINIUM PROFILE SYSTEMS

444 36 44

alcas@alcas.com.tr

www.alcas.com.tr

Kaya Milenium Plaza Kat 7 No:139 Beykent / İstanbul +90212 871 1771

Velimeşe Islah OSB 129.Sok.11/1 Ergene / Tekirdağ +90282 6745175

alcasmetal

alcasaluminyum

alcasmetal

alcasmetal

alcasmetal



All designs, profiles and accessories listed in this catalog are © copyrighted and ® registered products. May not be copied, altered or posted online by any means.
Bu katalogta yer alan tasarımlar, profiller ve aksesuarlar tescilli ve patentli ürünlerimizdir. Hiçbir şekilde kopyalanamaz ve taklit edilemez.

Dünyanın yeni profil sistemi

